



MB MITTLER BROS.
MACHINE & TOOL
Shaping The World Since 1980

2022

PRODUCT CATALOG

**PROUDLY
MADE IN USA**


WWW.MITTLERBROS.COM

Thank You For Your Business

In the fast-paced world of today, the common courtesy of a **Thank You** is often overlooked. At Mittler Bros., we know that we would not exist without you, our valued customers, and we **Thank You** for your continued support.

Our greatest strength as a company is our Loyal, Dedicated and Skilled team members. Every team member's pride and skills are showcased in the products we create. We would like to thank them, along with their families, for their continued dedication and support. Please see page 107 for listing of our long-time employees.

PLEASE SUPPORT AMERICAN MANUFACTURING



For over 41 years, Mittler Bros. has been manufacturing tools and equipment in the USA. Our skilled team takes pride in everything we build for our valued customers. We strive to keep current with new technology and machinery to ensure we are able to offer you our quality products at a competitive price.

If the past two years has taught me anything, it is that buying American made goods and products has become more important than ever. Due to the COVID-19 pandemic, global supply chains have been stretched to their limits and we

are now experiencing unprecedented shortages of overseas goods, across all areas of commerce. With the global supply chain disrupted, our reliance on imported goods has never been more evident.

For 41 years, we have been proudly manufacturing all of our products in the USA with the talents of our skilled technicians. Mittler Bros. has always supported American Manufacturing by supplying quality parts and equipment. Whenever possible, we buy American made products and materials for our own shop.

Help us bring manufacturing back to the USA! We urge you to support American manufacturing, even if you decide not to purchase from Mittler Bros., please consider choosing American made products and equipment for all your needs.

*Thank You,
Paul Mittler
and the Mittler Bros. Team*

GOD BLESS AMERICA

PLEASE SUPPORT OUR TROOPS-THE TRUE HEROES OF THIS COUNTRY! THEIR EFFORTS FOR OVER 200 YEARS ALLOW US THE FREEDOM WE HAVE TODAY.



MB MITTLER BROS. MACHINE & TOOL

| | |
|--|-------|
| Notchers & Accessories | 6-11 |
| Benders & Accessories | 12-17 |
| 24" Bead Rollers & Kits | 18-21 |
| 36" Bead Rollers & Kits | 22-25 |
| 6", 42" Bead Rollers and Accessories | 26-27 |
| Bead Roll Dies & Templates | 28-33 |
| High Throat Bead Rollers & Accessories | 34-37 |
| Bead Roll Layout Tools | 38 |
| Informational DVDs | 39 |
| Bench Press & Accessories | 40-43 |
| Punch & Flares, Dimple Dies | 44-46 |
| Louver Press Kit | 47 |
| Power Hammer | 48-49 |
| Sheet Metal Brakes | 50-54 |
| Foot Shears | 55 |
| English Wheels | 58-60 |
| Planishing Hammer | 61 |
| Shrinker / Stretcher | 62-63 |
| Hand Tools & Clecos | 64-65 |
| Aircraft Tools | 66 |
| Hubs | 67-69 |
| Rear Ends & Accessories | 70-74 |
| Private Label Mfg. & Ind. Build | 75-77 |

Mittler Bros. Machine & Tool Co.
A Division of Mittler Corp.

PHONE

1-800-467-2464
636-745-7757

FAX

636-745-2874

MAILING ADDRESS

P.O. Box 110
Foristell, Missouri 63348-0110

SHIPPING ADDRESS

10 Cooperative Way
Wright City, Missouri 63390-4000



Beverly Shear

MANUFACTURED BY



| | |
|----------------|-------|
| Beverly Shears | 56-57 |
|----------------|-------|



| | |
|--------------------------------|-------|
| Hydroshox | 78-79 |
| Shocks / Springs / Accessories | 80-85 |
| Quarter Midget / Go-Kart Accs. | 86 |
| Sprockets / Chassis Dyno | 87 |
| Scales & Accessories | 88-91 |
| Pull Down Rig | 92-93 |
| Tire Gauges | 94 |
| Setup Equipment | 95-97 |
| Adjustment Tools | 98 |
| AN Wrenches / Accu-Lign | 99 |
| Switch Panels | 101 |
| Misc. Accessories | 102 |
| Stop Watches | 103 |



| | |
|-----------|---------|
| BG Racing | 104-105 |
|-----------|---------|

Check Us Out Online

- Website: www.mittlerbros.com
- Facebook: www.facebook.com/mittler.bros
- Instagram: www.instagram.com/mittlerbros
- Twitter: www.twitter.com/mittler_bros
- You Tube: www.youtube.com/Mittler1980

#mittlerbros #mittlerblue
#hydroshox



Beverly Shear

MANUFACTURED BY

MB MITTLER BROS.
MACHINE & TOOL

see page 56-57



Wixey Digital Angle Gauge
see page 17



English Wheel Rubberband
see page 58

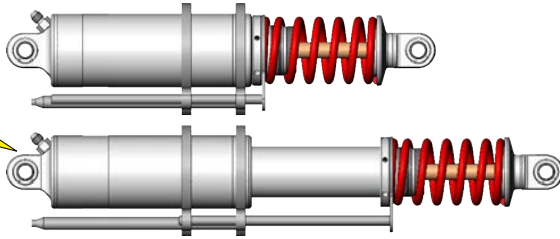


Tube Bead Roll
see page 28



Flexible Magnetic Work Light
see page 27

New Products



Hydroshox Ride Controller
see page 78

180° Auto Bend Option
see page 13



Wireless Bead Roller Foot Pedal
see page 26



New Products



Hole Saw Notchers
see page 11





Tanner Racing Shock Vise
see page 82




Single Speed Ultimate Tube Notcher

Ultimate Tube Notcher



#tubenotcher

1° Swivel Vise Allows Quick & Accurate Setup!



Hand Wheel Calibrated in .013" Segments for Precision Notching

- Over 25 Years of Proven Use
- Highest Quality Notch/Cope In Minimal Time
- End Mill Design Allows Quick & Easy Metal Removal
- Swivel Vise with 1° Increments
- V-Block Design Means Quick Setup Time
- Optional Adjustable Height Vise for Offset Notching
- 130rpm Single Speed
- Makes a Perfect Tig Weld Fit
- No Coolant Needed
- No Dust or Excessive Noise

Model Options

Model 400-S

Vise Capacity 3/4" to 2" Tubing
Standard Vise
\$4,695.00

Model 400-SADJ

Vise Capacity 3/4" to 2" Tubing
Adjustable Height Vise
\$4,995.00



Model 400-U

Upgraded Vise Capacity 3/4" to 2-3/8" Tubing
Larger V-Block Vise
Recommended for pipe notching
\$4,995.00

Model 400-UADJ

Upgraded Vise Capacity 3/4" to 2-3/8" Tubing
Larger Adjustable Height V-Block Vise
Recommended for Pipe Notching
\$5,350.00

| | | |
|---------------------|-------------------------------|-------------------------------|
| Ships Truck Freight | 400-S @ 270 lbs. | 400-U @ 280 lbs. |
| | Skid Size: 44"L x 20"W x 24"H | Skid Size: 44"L x 20"W x 24"H |
| | 400-SADJ @ 275 lbs. | 400-UADJ @ 290 lbs. |
| | Skid Size: 44"L x 20"W x 24"H | Skid Size: 44"L x 20"W x 24"H |

Max Diameter
2" OD Standard Vise
2 3/8" OD Upgraded Vise



1 HP AC Motor
115 Volts / 15 Amp
1 Phase 60 Hertz
International Motor Upgrade (See p. 9)



Variable Speed Ultimate Tube Notcher



@tackngrind



#tubenotcher

90° Notch = 16 Sec.
45° Notch = 27 Sec.

All the Features of the Ultimate Tube Notcher with Variable Speed Control!

- 75 to 250rpm Adjustable Cutter Speed
- Use Fast Speeds for Thin Walled Tube
- Use Slow Speeds for Large Diameter, Thick Walled Tube
- Mill Design Allows Easy Metal Removal
- Swivel Vise with 1° Increments
- V-Block Design Means Quick Setup Time
- Makes a Perfect Tig Weld Fit
- No Coolant Needed
- No Dust or Excessive Noise
- Optional Adjustable Height Vise for Offset Notching

Model Options

Model 400-VS

Vise Capacity 3/4" to 2" Tubing
Standard Vise
\$5,250.00

Model 400-VSADJ

Vise Capacity 3/4" to 2" Tubing
Adjustable Height Vise
\$5,550.00




@bioret05

Model 400-VSU

Upgraded Vise Capacity 3/4" to 2-3/8" Tubing
Larger V-Block Vise
Recommended for pipe notching
\$5,550.00

Model 400-VSUADJ

Upgraded Vise Capacity 3/4" to 2-3/8" Tubing
Larger Adjustable Height V-Block Vise
Recommended for Pipe Notching
\$5,850.00

| | | |
|---|---|--|
|  Ships Truck Freight | 400-VS @ 300 lbs. Skid Size: 44"L x 20"W x 24"H | 400-VSU @ 310 lbs. Skid Size: 44"L x 20"W x 24"H |
| | 400-VSADJ @ 315 lbs. Skid Size: 44"L x 20"W x 24"H | 400-VSUADJ @ 320 lbs. Skid Size: 44"L x 20"W x 24"H |

Max Diameter
2" OD Standard Vise
2 3/8" OD Upgraded Vise

1-1/2 HP AC Motor
115, 208, 230, 240 Volts / 15 Amp
1 Phase 50/60 Hertz

Larger Models Available. Call for Information

Double Sided VS Ultimate Tube Notcher

Notch From Either Side Of The Cutter

Double Sided Ultimate Tube Notcher



#tubenotcher



Two-Sided Notch, Side & Top View



Cluster Joint Created Without Need to Remove from Vise & Reposition Tube

Wider Table Design Allows Vise to Travel Further, so Cutting can be Accomplished on Both Sides of the End Mill. This Design Allows the Notching of those otherwise "Impossible Pieces".

All the Features of our proven Variable Speed Ultimate Tubing Notcher

1-1/2 HP AC Motor
115, 208, 230 Volts / 15 Amp
1 Phase 50/60 Hertz



Double Sided Notcher Model Options

Model 400-VS2

Vise Capacity 3/4" to 2" Tubing
Standard Vise

\$6,575.00

Model 400-VS2ADJ

Vise Capacity 3/4" to 2" Tubing
Adjustable Height Vise

\$6,925.00

Model 400-VSU2

Upgraded Vise Capacity 3/4" to 2-1/2" Tubing
Larger V-Block Vise

Recommended for pipe notching

\$6,925.00

Model 400-VSU2ADJ

Upgraded Vise Capacity 3/4" to 2-1/2" Tubing
Adjustable Height Larger V-Block Vise

Recommended for pipe notching

\$7,225.00

Max Diameter
2" OD Standard Vise
2-1/2" OD Upgraded Vise

| | | |
|---------------------|-------------------------------|-------------------------------|
| Ships Truck Freight | 400-VS2 @ 450 lbs. | 400-VSU2 @ 460 lbs. |
| | Skid Size: 48"L x 32"W x 35"H | Skid Size: 48"L x 32"W x 35"H |
| Ships Truck Freight | 400-VS2ADJ @ 465 lbs. | 400-VSU2ADJ @ 460 lbs. |
| | Skid Size: 48"L x 32"W x 35"H | Skid Size: 48"L x 32"W x 35"H |

Double Sided Conversion Kit



Convert your Standard Ultimate Tube Notcher to a Double Sided Machine

Includes Double Sided Notcher Base, Power Relocation Bracket, Rubber Padding & Hardware

Double Sided Conversion Kit **Model 400-KIT \$4,150.00**



Standard Hydraulic Tube Notcher

Hydraulic Tube Notcher

- Capacity
2" OD Maximum
1" OD Minimum
- Produces Straight or Angle Cuts
- Includes 10 Ton Hydraulic Ram
- Weight: 35 Lbs.

Max Tube Wall Thickness 0.125"



Standard OD Notcher Dies: **\$225.00**

| | |
|--------|--------------|
| 1" | 100-010-1 |
| 1-1/8" | 100-010-1125 |
| 1-1/4" | 100-010-1250 |
| 1-3/8" | 100-010-1375 |
| 1-1/2" | 100-010-1500 |
| 1-5/8" | 100-010-1625 |
| 1-3/4" | 100-010-1750 |
| 2" | 100-010-2 |

Replacement Punch (2" Wide)

Model 100-005 **\$170.00**

Standard Hydraulic Tube Notcher with Die (your choice) **Model 100 \$1,170.00**
Hydraulic Pump Sold Separately

Heavy Duty Hydraulic Tube Notcher

- Capacity
2-3/8" OD Maximum
1-1/2" OD Minimum
- Great for Production Work
- Recommended for Pipe Notching & Fencing
- Includes 10 Ton Hydraulic Ram
- Weight: 50 Lbs.

Max Tube Wall Thickness 0.154"



Heavy Duty OD Notcher Dies: **\$290.00**

| Tube Sizes | |
|------------|--------------|
| 1-1/2" | 100-030-1500 |
| 1-5/8" | 100-030-1625 |
| 1-3/4" | 100-030-1750 |
| 2" | 100-030-2 |

| Pipe Sizes | |
|------------|--------------|
| 1.66" | 100-030-166 |
| 1.90" | 100-030-190 |
| 2-3/8" | 100-030-2375 |

Replacement Punch (2-1/2" Wide)

Model 100-023 **\$270.00**

Heavy Duty Hydraulic Tube Notcher with Die (your choice) **Model 100-U \$1,415.00**
Hydraulic Pump Sold Separately

Accessories

Foot Operated



90 PSI Compressed Air
Air Hydraulic Pump, 6' Hose & Fitting
Model 900-504-6 \$685.00

Air Hydraulic Pump **Model 900-504 \$600.00**
6' Hose **Model 900-505-6 \$95.00**
10' Hose **Model 900-505-10 \$130.00**
20' Hose **Model 900-505-20 \$155.00**

Hand Operated



115v. 1Ph 60Hz with 10' Operator Cord
Electric Hydraulic Pump, 6' Hose & Fitting
Model 900-508-6 \$1,785.00

Optional Foot Control **Model 900-508-FC \$275.00**

Electric Hydraulic Pump **Model 900-508 \$1,700.00**
6' Hose **Model 900-505-6 \$95.00**
10' Hose **Model 900-505-10 \$130.00**
20' Hose **Model 900-505-20 \$155.00**



Bench Mounting Bracket
(Fits either unit)
Model 100-200 \$85.00



Optional Floor Stand
with Locking Casters
Model 3100-100 \$295.00



Tube Drill Jigs



Drill Straight and True Holes with Ease!

- Available in 5 Common Tube Sizes
- Billet Aluminum Construction
- Includes Jig and two Bushings
- Specify Drill Bushing Size When Ordering

- 1" Jig Model 3500-1000 \$89.00
- 1-1/4" Jig Model 3500-1250 \$89.00
- 1-3/8" Jig Model 3500-1375 \$89.00
- 1-1/2" Jig Model 3500-1500 \$89.00
- 1-5/8" Jig Model 3500-1625 \$89.00
- 1-3/4" Jig Model 3500-1750 \$89.00
- 2" Jig Model 3500-2000 \$89.00
- 1-1/2", 1-5/8", 1-3/4" Set Model 3500-1800 \$240.00

Hole Saw Notchers



- Capable of notching in a 210 degree arc
- 3 inch tube, 2.5 inch pipe capacity
- Positive zero point for a perfectly centered notch
- Easily handles offset copes up to 1 inch
- Double v-clamp vise allows square to be held flat or on diamond
- May be clamped on tube/pipe to bore holes
- Engraved degrees ensures accuracy
- Flats machined into shaft for easier hole saw removal

- Capable of notching in a 210 degree arc
- Easily handles offset notches yet has a positive clamp-down for absolute zero
- 2 1/2" inch tube or 2" pipe capacity
- Double v-clamp vise allows square to be held flat or on diamond
- Holds thin wall tube without distortion
- Clamp it on tube/pipe to bore holes
- Engraved degrees and stainless steel pointer ensures accuracy



Vise Mount for MB-TN300 or MB-TN1000
Model MB-NMT100 \$25.00

Tube Notcher TN300
Model MB-TN300 \$349.95

Tube Notcher TN1000
Model MB-TN1000 \$695.00

Hole Saws



| Hole Saws | | |
|-----------|----------|---------|
| Size | Part # | Price |
| 3/4" | 1700-501 | \$10.00 |
| 1" | 1700-502 | \$11.00 |
| 1-1/4" | 1700-503 | \$11.00 |
| 1-3/8" | 1700-504 | \$12.00 |
| 1-1/2" | 1700-505 | \$12.00 |
| 1-5/8" | 1700-506 | \$12.00 |
| 1-3/4" | 1700-507 | \$15.00 |
| 2" | 1700-508 | \$15.00 |

PipeMaster



5-Piece Pro Race Kit
Includes 1", 1-1/4", 1-1/2", 1-3/4" & 2" Model MB-PT001 \$275.00
(Includes Carrying Case)

Dragster Kit
Includes 1-5/8" & 1-1/2" Model MB-PT002 \$105.00
(Includes Carrying Case)

| Tube Sizes-OD | | |
|---------------|-----------|---------|
| Size | Part # | Price |
| 1" | MB-PT100 | \$50.00 |
| 1-1/8" | MB-PT1125 | \$54.00 |
| 1-1/4" | MB-PT125 | \$54.00 |
| 1-3/8" | MB-PT1375 | \$61.00 |
| 1-1/2" | MB-PT150 | \$61.00 |
| 1-5/8" | MB-PT1625 | \$61.00 |
| 1-3/4" | MB-PT175 | \$66.00 |
| 2" | MB-PT200 | \$68.00 |

| Pipe Sizes-ID | | |
|---------------|---------|---------|
| Size | Part # | Price |
| 1-1/4" | MB-P125 | \$60.00 |
| 1-1/2" | MB-P150 | \$68.00 |
| 2" | MB-P200 | \$69.00 |

Hole Saw Notchers

MB



Hydraulic 180° Tube Bender

Hydraulic 180° Tube Bender



#tubebender



Swing Out Work Tray Holds Follow Bar & Removes for Compound Bends

Digital Bend Stop Coming Soon!

Max Capacity - Mild Steel
2" OD Tubing .125" Wall
1-1/2" Pipe (1.90" OD) .145" Wall

- Hydraulic Powered 25 Ton Ram
- 8-1/4 Stroke
- Digital Readout in 1° Increments for Maximum Repeatability
- Bends Mild Steel, Stainless, Aluminum, 4130 Tubing & Pipe
- Rolling Stand with Locking Casters
- Cam Action Follow Bar Pressure Release
- Rugged Rack & Pinion Drive
- 3" Minimum Radius
- Bends Square Tubing 3/4" to 2"
- Includes Small & Medium Saddles
- Storage Shelves for Shoes & Follow Bars

.065" Minimum Wall Thickness

180° Bender (25 Ton Ram) **Model 2500 \$5,515.00**

Hydraulic Pump (p. 15) & Shoe Sets Sold Separately

Heavy Duty 180° Bender (25 Ton Ram) **Model 2500-HD \$5,950.00**

Stronger Rack & Pinion Drive, Recommended For Pipe & Heavy Wall Moly Tube Bending



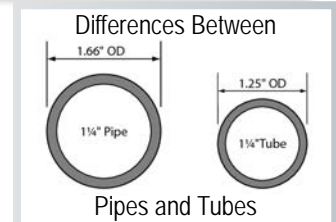
| Round Tube Shoe Sets | | | |
|----------------------|---------|----------|----------|
| Tube OD | CL Rad. | Part # | Price |
| * 2" | 8" | 2500-S00 | \$625.00 |
| 1-3/4" | 8" | 2500-S01 | \$580.00 |
| 1-3/4" | 7" | 2500-S02 | \$500.00 |
| 45mm | 178mm | 2500-M45 | \$540.00 |
| 1-5/8" | 7" | 2500-S03 | \$500.00 |
| 40mm | 152mm | 2500-M40 | \$475.00 |
| ^ 1-1/2" | 6" | 2500-S04 | \$445.00 |
| 1-1/2" | 4-1/2" | 2500-S34 | \$390.00 |
| 38mm | 152mm | 2500-M38 | \$475.00 |
| 1-3/8" | 5" | 2500-S05 | \$390.00 |
| 30mm | 102mm | 2500-M30 | \$385.00 |
| 1-1/4" | 5" | 2500-S06 | \$385.00 |
| 1-1/8" | 5" | 2500-S07 | \$350.00 |
| 1" | 4" | 2500-S08 | \$350.00 |
| 25mm | 102mm | 2500-M25 | \$385.00 |
| 3/4" | 4" | 2500-S09 | \$350.00 |
| 1/2" | 4" | 2500-S17 | \$350.00 |

| Square Tube Shoe Sets | | | |
|-----------------------|---------|----------|----------|
| Tube OD | CL Rad. | Part # | Price |
| * 2" | 8" | 2500-S18 | \$750.00 |
| 1-3/4" | 8" | 2500-S16 | \$660.00 |
| 1-3/4" | 7" | 2500-S15 | \$605.00 |
| 1-1/2" | 6" | 2500-S14 | \$555.00 |
| 1-1/4" | 5" | 2500-S13 | \$475.00 |
| 1-1/8" | 4" | 2500-S12 | \$445.00 |
| 1" | 4" | 2500-S11 | \$445.00 |
| 3/4" | 4" | 2500-S10 | \$445.00 |

| Pipe Shoe Sets | | | | |
|----------------|-------|---------|----------|----------|
| Pipe Size | OD | CL Rad. | Part # | Price |
| * 1-1/2" | 1.90" | 8" | 2500-S32 | \$710.00 |
| 1-1/4" | 1.66" | 6" | 2500-S31 | \$590.00 |
| 1" | 1.31" | 5" | 2500-S30 | \$525.00 |

See Accessories Pages 13, 15, 17

Adjustable Saddle Sold Separately - Not Included with Shoe Set
See page 13 for Adjustable Saddles
3/8" to 1-3/8" OD = Small Saddle #2500-300 @ \$80.00
1-1/2" to 1-3/4" OD = Medium Saddle #2500-301 @ \$100.00
2" OD = Large Saddle - #2500-302 @ \$135.00



Additional Metric Sizes Available Online

* Must Purchase Model # 2500-302 Large Adjustable Saddle
^ Shoe Set must be used with .083 or Heavier Material



180° Auto Bend Option



180° Auto Bend Option


Model 2500-350 \$1,750.00

Add-on for Hydraulic 180° Tube Bender

Hydraulic Pump Sold Separately p. 15

- Easy Setup
- Compensate for Tube or Pipe Spring Back
- 110V Operation
- Adjustable 0°–180°
- Adds On and Upgrades Your Existing 180° Tube Bender
- Manual and Auto Operation
- Works with Electric Hydraulic Pump (Pump Sold Separately p. 15)
- Make Repeatable Bends With Ease
- Color Touch Screen

180° Auto Bend Option



Adjustable Saddles

For 90° & 180° Hydraulic Tube Benders

- Securely holds each tube, eliminates tube creep
- Easy Release "V" Block eliminates Stuck Saddle from tube spring back
- Easier Bend-to-Bend Alignment with light pressure on tube
- Saddles Handle Round & Square Tubing



Small Adjustable Saddle - 3/8" TO 1-3/8" OD.

Model 2500-300 \$79.00

Medium Adjustable Saddle - 1-1/2" TO 1-3/4" OD.

Model 2500-301 \$100.00

Large Adjustable Saddle - 2" OD.


Model 2500-302 \$135.00

Adjustable Saddle Are Sold Separately -
Not Included with Shoe Set

Bend Stop for 180° Tube Bender

Pre-Set Stop for Accurate Repeat Bends

Bolts to the side of the Model 2500 180° Hydraulic Bender frame and routes shop air through the valve to your air hydraulic pump. Once adjustable stop button is moved to proper preset position, button will contact the air "switch" and cuts the air to your pump at the preset position. Three Bend Pre-sets makes this ideal for repeat production work.




Air Stop Kit for 2500 180° Bender

Model 2500-400 \$370.00

Electric Stop Kit for 2500 180° Bender

Model 2500-405 \$545.00

Hydraulic 90° Tube Bender



.065" Minimum Wall Thickness

- 25 Tons of Hydraulic Power
- 6-1/4 Stroke
- Portable at 60 lbs – No Need to Anchor
- 3 1/2" Minimum Radius
- Bends Mild Steel, Stainless, Aluminum, 4130 Tubing & Pipe
- Engraved Reference Scale for Easy Repeatability
- 3/4" to 2" OD Round Tubing
- Bends Square Tubing 3/4" to 2"
- Includes Small & Medium Adjustable Saddles
- Includes Instructional DVD

90° Tube Bender

Model **900** **\$1,250.00**

Hydraulic Pump Sold Separately p. 15
Shoe Sets Sold Separately

Max Capacity - Mild Steel
2" OD Tubing .125" Wall
1-1/2" Pipe (1.90" OD) .145" Wall

Hydraulic 90° Tube Bender

90° Tube Bender Stand



- Use cubic feet to bend instead of valuable square footage
- Ease of portability with roll around stand
- Can take off stand for portability for offsite jobs
- Allows user to make bends in the "negative plane"

Tube Bender & Pump Sold Separately
Model **900-300** **\$375.00**

90° Plate Brake Die

Plate Brake Die Adapter Kit

Model **900-200** **\$195.00**

11 Ga - 9 Ga Model **900-205** **\$175.00**

7 Ga - 1/4" Model **900-210** **\$220.00**

5/16" - 3/8" Model **900-215** **\$300.00**



Fits in Mittler Bros. 90° Tube Benders
Bends up to 5" Wide

| Round Tube Shoe Sets | | | | |
|-----------------------|---------|---------|----------|----------|
| Tube OD | CL Rad. | Part # | Price | |
| *2" | 8" | 900-S01 | \$550.00 | |
| *2" | 7" | 900-S02 | \$550.00 | |
| 1-3/4" | 8" | 900-S03 | \$500.00 | |
| 1-3/4" | 7" | 900-S04 | \$500.00 | |
| 45mm | 178mm | 900-M45 | \$555.00 | |
| 1-5/8" | 7" | 900-S05 | \$465.00 | |
| 1-5/8" | 6" | 900-S06 | \$465.00 | |
| 40mm | 152mm | 900-M40 | \$555.00 | |
| 1-1/2" | 7" | 900-S07 | \$465.00 | |
| 1-1/2" | 6" | 900-S08 | \$465.00 | |
| 38mm | 152mm | 900-M38 | \$555.00 | |
| 1-3/8" | 5" | 900-S09 | \$375.00 | |
| 1-1/4" | 5" | 900-S10 | \$375.00 | |
| 30mm | 102mm | 900-M30 | \$345.00 | |
| 1-1/8" | 4" | 900-S11 | \$280.00 | |
| 1" | 4" | 900-S12 | \$275.00 | |
| 25mm | 102mm | 900-M25 | \$345.00 | |
| 3/4" | 4" | 900-S14 | \$275.00 | |
| Square Tube Shoe Sets | | | | |
| Tube OD | CL Rad. | Part # | Price | |
| *2" | 8" | 900-S25 | \$660.00 | |
| 1-1/2" | 7" | 900-S26 | \$555.00 | |
| 1-1/4" | 5" | 900-S27 | \$460.00 | |
| 1" | 4" | 900-S28 | \$350.00 | |
| 3/4" | 4" | 900-S29 | \$350.00 | |
| Pipe Shoe Sets | | | | |
| Pipe Size | OD | CL Rad. | Part # | Price |
| *1-1/2" | 1.90 | 8" | 900-S41 | \$605.00 |
| 1-1/4" | 1.66 | 6" | 900-S42 | \$525.00 |
| 1" | 1.315 | 5" | 900-S43 | \$420.00 |
| 3/4" | 1.050 | 4" | 900-S44 | \$345.00 |
| 1/2" | .84 | 4" | 900-S45 | \$345.00 |

* Must Purchase Model # 2500-302 Large Adjustable Saddle
Individual shoe sets DO NOT come with Adjustable Saddles



Tube Bending Accessories

Foot Operated



90 PSI Compressed Air
Air Hydraulic Pump, 6' Hose & Fitting
Model 900-504-6 \$685.00
Air Hydraulic Pump **Model 900-504 \$600.00**
6' Hose **Model 900-505-6 \$95.00**
10' Hose **Model 900-505-10 \$130.00**
20' Hose **Model 900-505-20 \$155.00**

Hand Operated



115v. 1Ph 60Hz with 10' Operator Cord
Electric Hydraulic Pump, 6' Hose & Fitting
Model 900-508-6 \$1,785.00
Optional Foot Control **Model 900-508-FC \$275.00**
Electric Hydraulic Pump **Model 900-508 \$1,700.00**
6' Hose **Model 900-505-6 \$95.00**
10' Hose **Model 900-505-10 \$130.00**
20' Hose **Model 900-505-20 \$155.00**



Digital Read Out
for **Model 900 Bender**
Model 900-D \$405.00



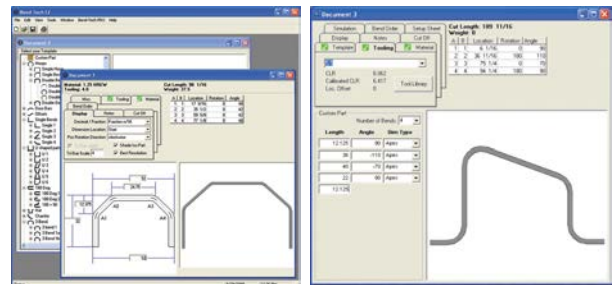
Tube Bending Instructional
DVD for **Model 900 Bender**
Model 900-500-DVD \$40.00

Tube Bending Software

Requires XP, Vista, Windows 7, 8 and 10

BEND-TECH EZ

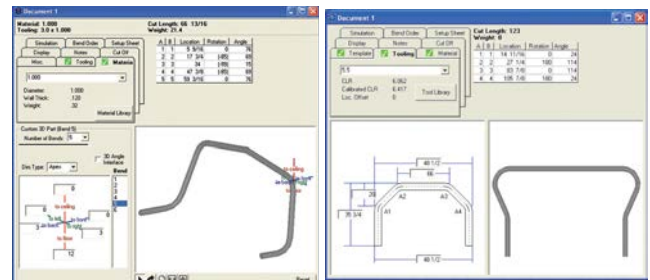
- Designed for Tube Bending Projects with simple 2D parts (completed parts that lay flat)
- Predefined Templates to illustrate and assist in part layout and setup
- Six Bends allowed with custom part interface
- Total Tube Length identified for your specific bending project
- Bend Start Points identified for each bend
- Printable Setup Sheet - easy to follow
- Upgradable to Higher Software Level -- EZ-3D, PRO, or SE



Bend-Tech EZ Software **Model 900-510 \$72.00**

BEND-TECH EZ-3D

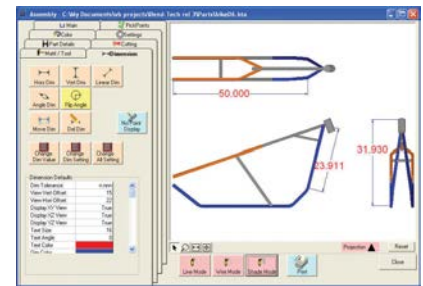
- Includes All EZ Features
- 3D Custom Part Window for multiple bends
- 360° Part Rotation to view part from any angle
- Simple Setup Terms of "front, back, floor, ceiling, left, & right"
- Reverse Bending order available
- Bending Simulation illustrates each bend process and final shape
- Upgradable to Higher Software Level -- PRO or SE



Bend-Tech EZ-3D Software **Model 900-511 \$160.00**

BEND-TECH PRO

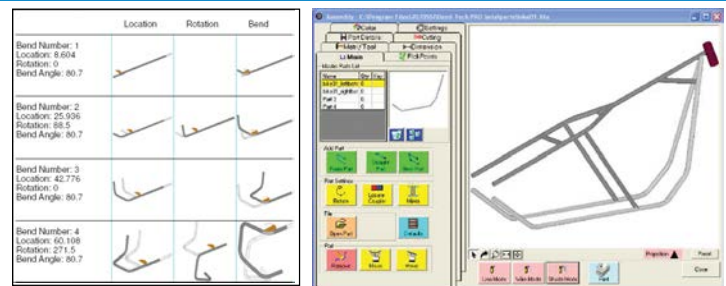
- Includes All EZ-3D Features
- Entire Manufacturing Instructions are printable to check each part's design & process
- Each Part Shown Individually with dimensions, angle and degree of notch
- Cutting Instructions -- includes notching (fish-mouth)
- Full 3D Assembly Design
- 10 Bends Allowed



Bend-Tech PRO Software **Model 900-512 \$310.00**

BEND-TECH SE

- Includes All PRO Features
- DXF Compatible
- Commercial Bending
- Springback Compensation
- Manufacturability Checking
- LRA to XYZ, transfer any part into a XYZ data
- 50 Bends Allowed



Bend-Tech SE Software **Model 900-513 \$625.00**

Requires "Pro" Tube Bending Software - Latest Release

Tube Bending Accessories / Bend-Tech



180° Manual Tube Bender

180° Manual Tube Bender



Capacity
3/8" - 1" OD Tube
.049" Wall to .095" Wall

Tube in Starting Position

Completed 180° Bend

Manual 180° Tube Bender - Includes: Shoe Set (Your Choice)

Model 950 \$450.00

| Round Tube Shoe Sets | | | |
|--|---------|---------|----------|
| 3 Piece Set - Main Shoe, Follow Roller & Eccentric Lock Roll | | | |
| Tube Size | CL Rad. | Part # | Price |
| 1" | 3-1/2" | 950-S01 | \$240.00 |
| 7/8" | 3-1/2" | 950-S02 | \$240.00 |
| 3/4" | 2-1/2" | 950-S03 | \$240.00 |
| 5/8" | 2-1/2" | 950-S04 | \$240.00 |
| 1/2" | 2" | 950-S05 | \$240.00 |
| Combo 3/8" / 1/2" | 2" | 950-S20 | \$265.00 |



| Square Tube Shoe Sets | | | |
|--|---------|---------|----------|
| 3 Piece Set - Main Shoe, Follow Roller & Eccentric Lock Roll | | | |
| Tube Size | CL Rad. | Part # | Price |
| 1" | 3-1/2" | 950-S06 | \$240.00 |
| 7/8" | 3-1/2" | 950-S07 | \$240.00 |
| 3/4" | 2-1/2" | 950-S08 | \$240.00 |
| 5/8" | 2-1/2" | 950-S09 | \$240.00 |
| 1/2" | 2" | 950-S10 | \$240.00 |

Model 950 is 30 lbs. with one shoe set

Time saving features to upgrade your existing 180° Manual Tube Bender

RetroFit Degree Wheel Kit **Model 950-DWK \$85.00**



Simply insert your tube into the bender, pull follow roller into contact with tube, loosen thumb screw and rotate degree dial so "0" aligns with arrow. Pull follow roll until arrow aligns with degree of bend desired.



Eccentric Lock Roll (Specify Tube Size at Order) Model 950-006 \$72.00

Offset mount allows lock roll to prevent tube creep & hold tube securely during bending operation.



Alignment Tools

Digital Angle Gauge



- +/- 180 Degrees
- 0.1 Degree Resolution
- Press the ZERO button to calibrate the gauge to any reference surface
- Super strong magnets securely attach the gauge to saw blades and other metallic surfaces
- Backlight

Digital Angle Gauge

Model MB-WR300 **\$29.99**

Digital Angle Gauge w/ Bluetooth

Model MB-WR300BT **\$54.99**

Model MB-WR300BT can be paired with a smartphone



Digital Protractor



- Long legs for added versatility
- Measure work-piece or construction angles
- Use for marking and layout
- 2" wide x 7/8" thick x 9" long
- Can be used in any plane
- 0.1 degree resolution, accuracy and repeatability
- Sets both miter and bevel angles on almost any machine
- Strong magnets on all blade edges for ease of use
- Blades can be tightened for holding measurements

Digital Protractor

Model MB-WR410 **\$59.00**

Alignment Tools

End material waste and slow trial and error fabrication. The Notch & Bend Aligner assures precise axial alignment of notches and bends. Add this finishing touch to your Ultimate Notcher and Tube Bender!



Capacity:
3/4" OD to 2" OD Round

Notch & Bend Aligner
Complete w/ Smart Tool
Model 1800-STA **\$220.00**

← 2-1/4" →

Mount Only
Model 1800-A
\$85.00



Smart Tool Angle Sensor

Model 1800 **\$150.00**

- Beeps at level and plumb
- Digitally reads all angles in degrees, % slope, & pitch
- Push button recalibration
- Useful for a variety of applications & equipment



Magnetic Mount
Model 1800-505
\$18.00

No Smart Tool owner should be without!

Bend Protractors



#tubebender



Close Up View



| Bend Protractors | | |
|------------------|--------|----------|
| CL Radius | Part # | Price |
| 4" | 2100-4 | \$120.00 |
| 5" | 2100-5 | \$130.00 |
| 6" | 2100-6 | \$140.00 |
| 7" | 2100-7 | \$150.00 |
| 8" | 2100-8 | \$160.00 |
| 4" to 8" Set | 2100 | \$575.00 |

- Easily Set Any Degree Of Bend From 0° to 90°
- Can Be Used As A Bend Template or Degree Indicator
- Inner Scale Shows Degree of Bend
- Outer Scale Shows Developed Length for Each Degree Of Bend
- Light Weight Aluminum for Ease of Use
- Precision Laser Engraving



24" Power Drive Bead Rollers

- 24" Model - Billet Aluminum Frame
- 100+ Bead Roll Profiles (See pages 28-33)
- 1-1/8" Throat Height
- Adjustable Depth of Bead
- Oilite Bushings for Long Life
- 10' Variable Speed Foot Pedal Operation
- Forward / Reverse Switch
- Both Shafts Driven

24" Power Drive Bead Rollers

Standard 24" Variable Speed Power Drive Bead Roller

Model 210-24 \$1,150.00



Standard Motor Max Capacity
19 Ga (.040") Mild Steel
16 Ga (.050") Aluminum
24 Ga (.025") Stainless



Industrial 24" Variable Speed Bead Roller

Model 210-24NV \$1,875.00



- Increased Motor Torque & Horsepower to Handle Those Demanding Jobs with Ease!
- Speed Range Adjustment Knob

Industrial Motor Max Capacity
16 Ga (.059") Mild Steel
14 Ga (.064") Aluminum
22 Ga (.031") Stainless



Bead Rolls Sold Separately
(See pg. 28-33)



24" Adjustable Shaft Bead Rollers

24" Standard Motor Bead Roller with Adjustable Shaft



Adjustable Shaft
Allows for a Greater
Range Of Motion



Lower Adjustable
Shaft Option
Now Available!



Jamey Jordan
SIGNATURE SERIES

Bead Rolls
Sold Separately
(See pg. 28-33)

JJ Bead Rollers work great with
LAZZE Bead Rolls
See Page 30

Standard Motor Max Capacity
19 Ga (.040") Mild Steel
16 Ga (.050") Aluminum
24 Ga (.025") Stainless

24" Throat Depth Variable Speed Bead Roller **Model 202-24 \$1,260.00**
With Upper Adjustable Shaft

24" Throat Depth Variable Speed Bead Roller **Model 202-24-B \$1,440.00**
With Upper AND Lower Adjustable Shaft

24" Industrial Motor Bead Roller with Adjustable Shaft




Industrial Motor Max Capacity
16 Ga (.059") Mild Steel
14 Ga (.064") Aluminum
22 Ga (.031") Stainless

Increased Motor Torque & Horsepower to
Handle Up to 16 Ga Mild Steel

24" Throat Depth Industrial Variable Speed Bead Roller
With Upper Adjustable Shaft **Model 202-24NV \$2,115.00**

24" Throat Depth Industrial Variable Speed Bead Roller
With Upper AND Lower Adjustable Shaft **Model 202-24NV-B \$2,315.00**



@rocfabrication

24" Adjustable Shaft Bead Rollers


24" Bead Roller Kits

24" Bead Roller Kits



Kit includes:

- 210-24 - 24" Bead Roller
- 200-150 - Rolling Stand
- 201-250 - 1/4" Round Bead Roll
- 201-062-S - 1/16" Step Roll
- 201-500-F - 1/2" Flat Bead Roll
- 201-072 - Spoiler Roll
- 201-101 - Tipping Roll
- 201-102 - Art Pattern Roll



Standard Motor Max Capacity
19 Ga (.040") Mild Steel
16 Ga (.050") Aluminum
24 Ga (.025") Stainless

Industrial Motor Max Capacity
16 Ga (.059") Mild Steel
14 Ga (.064") Aluminum
22 Ga (.031") Stainless



Round Bead
201-250



Step
201-062-S




Flat Bead
201-500-F



Spoiler Roll
201-072



Tipping
201-101



Art Pattern
201-102

24" Standard Bead Roller Kit **Model 210-24-K \$1,800.00**

24" Industrial Variable Speed Bead Roller Kit **Model 210-24NV-K \$2,490.00**



24" Jamey Jordan Bead Roller Kit

Kit includes everything you need to get started with the "Fine Art" of bead rolling.

Each kit includes:

- 202-24NV Bead Roller
- 202-100 Art Roll Kit (4 Rolls)
- 202-105 Soft Step Set
- 202-200 Bead Roller Table
- 200-150 Rolling Stand
- MB-1000-JJ1 Instructional DVD



Model 202-24NV
24" Bead Roller

Model 202-200
Bead Roller Table

Jamey Jordan
SIGNATURE SERIES

Model 202-100 Art Roll Kit



202-101
Art Roll



202-102
Solid Roll



202-103
Solid
Groove Roll



202-104
Universal
Groove Roll



202-105
Soft Step Set



MB-1000-JJ1
Instructional DVD

Bead Rolls
Sold Separately
(See pg. 28-33)

JJ Bead Rollers work great with
LAZZE Bead Rolls
See Page 30

Rolling Stand w/ Locking Casters
and Integrated Roll Holders

Model 200-150



Industrial Motor Max Capacity
16 Ga (.059") Mild Steel
14 Ga (.064") Aluminum
22 Ga (.031") Stainless

24" Jamey Jordan Bead Roller Kit with Upper Adj. Shaft

Model 202-24NV-K \$2,910.00

24" Jamey Jordan Bead Roller Kit with Upper and Lower Adj. Shaft

Model 202-24NV-B-K \$3,100.00



24" Jamey Jordan Bead Roller Kit

MB



36" Power Drive Bead Rollers

- 36" Jig Welded Steel Frame
- 100+ Bead Roll Profiles (See pages 28-33)
- 1-1/8" Throat Height
- Adjustable Depth of Bead
- Oilite Bushings for Long Life
- 10' Variable Speed Foot Pedal Operation
- Forward / Reverse Switch
- Both Shafts Driven

Bead Rolls
Sold Separately
(See pg. 28-33)

Standard 36" Variable Speed Power Drive Bead Roller

Model 200-36 \$1,375.00



Standard Motor Max Capacity
19 Ga (.040") Mild Steel
16 Ga (.050") Aluminum
24 Ga (.025") Stainless



@craftworks_fab

#beadroller

Industrial 36" Variable Speed Bead Roller

Model 200-36NV \$2,100.00



Industrial Motor Max Capacity
16 Ga (.059") Mild Steel
14 Ga (.064") Aluminum
22 Ga (.031") Stainless



- Increased Motor Torque & Horsepower to Handle Those Demanding Jobs with Ease!
- Speed Range Adjustment Knob



@tjk_metaldesign



@goalsbycustoms



@haulinsteelcustoms



@hubbychop

36" Bead Roller Vinyl Wraps



| | | |
|---------------------|---------------|----------|
| American Flag Theme | Model 200-701 | \$125.00 |
| Aircraft Theme | Model 200-702 | \$125.00 |

Customize your 36" Mittler Bros. Bead Roller with a Bead Roller Vinyl Wrap!
Compatible Models: 200-36, 200-36NV, 202-36, 202-36-B, 202-36NV, 202-36NV-B

36" Power Drive Bead Rollers



36" Adjustable Shaft Bead Rollers

36" Standard Motor Bead Roller with Adjustable Shaft



Adjustable Shaft
Allows for a Greater
Range Of Motion



Jamey Jordan
SIGNATURE SERIES

Bead Rolls
Sold Separately
(See pg. 28-33)

JJ Bead Rollers work great with
LAZZE Bead Rolls
See Page 30

Standard Motor Max Capacity
19 Ga (.040") Mild Steel
16 Ga (.050") Aluminum
24 Ga (.025") Stainless

36" Throat Depth Variable Speed Bead Roller **Model 202-36 \$1,720.00**
With Upper Adjustable Shaft

36" Throat Depth Variable Speed Bead Roller **Model 202-36-B \$1,875.00**
With Upper AND Lower Adjustable Shaft

36" Industrial Motor Bead Roller with Adjustable Shaft



Industrial Motor Max Capacity
16 Ga (.059") Mild Steel
14 Ga (.064") Aluminum
22 Ga (.031") Stainless

- Adjustable Shaft Allows for a Greater Range of Motion
- Speed Range Adjustment Knob

Increased Motor Torque &
Horsepower to Handle Up to
16 Ga Mild Steel



36" Throat Depth Industrial Variable Speed Bead Roller
With Upper Adjustable Shaft **Model 202-36NV \$2,435.00**

36" Throat Depth Industrial Variable Speed Bead Roller
With Upper AND Lower Adjustable Shaft **Model 202-36NV-B \$2,580.00**



36" Bead Roller Pro Racer & Restoration Kit


Industrial Motor Max Capacity
16 Ga (.059") Mild Steel
14 Ga (.064") Aluminum
22 Ga (.031") Stainless

36" Bead Roller Pro Racer & Restoration Kit



Kit includes:

- 200-36NV 36" Industrial Variable Speed Bead Roller
- 200-150 - Rolling Stand
- 201-250 - 1/4" Round Bead Roll
- 201-062-S - 1/16" Step Roll
- 201-500-F - 1/2" Flat Bead Roll
- 201-072 - Spoiler Roll
- 201-101 - Tipping Roll
- 201-102 - Art Pattern Roll



Round Bead
201-250



Step
201-062-S



Flat Bead
201-500-F



Spoiler Roll
201-072



Tipping
201-101



Art Pattern
201-102

36" Bead Roller Pro Racer & Restoration Kit **Model 200-36NV-K \$2,700.00**

36" Jamey Jordan Bead Roller Kit

Kit includes everything you need to get started with the "Fine Art" of bead rolling.

Model 202-36NV
36" Bead Roller

Each kit includes:

- 202-36NV Bead Roller
- 202-100 Art Roll Kit (4 Rolls)
- 202-105 Soft Step Set
- 202-200 Bead Roller Table
- 200-150 Rolling Stand
- MB-1000-JJ1 Instructional DVD



Model 202-100 Art Roll Kit



202-101
Art Roll



202-102
Solid Roll



202-103
Solid
Groove Roll



202-104
Universal
Groove Roll



Model 202-200
Bead Roller Table



202-105
Soft Step Set



MB-1000-JJ1
Instructional DVD

Bead Rolls
Sold Separately
(See pg. 28-33)

JJ Bead Rollers work great with
LAZZE Bead Rolls
See Page 30

Industrial Motor Max Capacity
16 Ga (.059") Mild Steel
14 Ga (.064") Aluminum
22 Ga (.031") Stainless



Rolling Stand w/ Locking Casters
and Integrated Roll Holders

Model 200-150

36" Jamey Jordan Bead Roller Kit with Upper Adj. Shaft

Model 202-36NV-K **\$3,215.00**

36" Jamey Jordan Bead Roller Kit with Upper and Lower Adj. Shaft

Model 202-36NV-B-K **\$3,350.00**



36" Jamey Jordan Bead Roller Kit

6" & 42" Power Drive Bead Rollers

Standard 6" Bead Roller

Model 210-6 \$925.00

- 6" Model - Billet Aluminum Frame
- Great for edge work where a deep throat isn't necessary



Standard Motor Max Capacity
19 Ga (.040") Mild Steel
16 Ga (.050") Aluminum
24 Ga (.025") Stainless

Bead Rolls Sold Separately
(See pg. 28-33)

Industrial 6" Bead Roller

Model 210-6NV \$1,565.00

- Increased Motor Torque & Horsepower to Handle Those Demanding Jobs with Ease!
- Speed Range Adjustment Knob



Industrial Motor Max Capacity
16 Ga (.059") Mild Steel
14 Ga (.064") Aluminum
22 Ga (.031") Stainless

36" Power Drive Bead Rollers

Standard 42" Power Drive Bead Roller Model 200-42 \$1,820.00



Standard Motor Max Capacity
19 Ga (.040") Mild Steel
16 Ga (.050") Aluminum
24 Ga (.025") Stainless

- 42" Jig Welded Steel Frame
- 1-1/8" Throat Height
- Adjustable Depth of Bead

- Oilite Bushings for Long Life
- 10' Variable Speed Foot Pedal Operation
- Forward / Reverse Switch
- Both Shafts Driven

Wireless Bead Roller Foot Pedal

- Cut the cord for better workplace efficiency, productivity, and safety
- Range of up to 200 feet with no line of sight restrictions
- Handle provides easy portability
- Rechargeable lithium-ion battery with a life of 6 months in a one-shift production environment

Wireless Bead Roller Foot Pedal

Model 200-580 \$735.00



New



Bead Roller Accessories

Floor Stands

- Bolt Together Design For Easy Shipping
- Industrial Coated Finish
- Fits All Bead Rollers

H- Frame w/
Integrated Roll Holders

Model 200-031 \$195.00

Rolling w/ Locking Casters
& Integrated Roll Holders

Model 200-150 \$295.00



Flexible Magnetic Work Light



Easily light your sheet metal panels while bead rolling with this versatile work light.

- Magnetic bottom lets you attach it right to your bead roller
- Position quickly with flexible gooseneck

Model 200-570
\$19.75



Bead Roller Accessories

Standard Motor to Industrial Motor Conversion Kit


Model 200-300 \$1,045.00

(Easy bolt on conversion kit to upgrade for 16 Ga Mild steel Capacity)

10' Pedal Cord



Bead Roll Quick Change Washers



If you are constantly swapping Bead Roll Dies, these Quick Change Washers will save you a great deal of time!

Model 200-561 \$9.50

Voltage Converter



Power Converter required when operating power drive bead roller on power sources other than 110 volts.

110, 200, 220 & 240 Volt Input / 110 or 220 Volt Output

500 Watt (5 Amp) Voltage Converter Model 200-552 \$79.00

2000 Watt (16 Amp) Voltage Converter Model 200-558 \$150.00

Depth Stop



Depth Stop

Model 200-009
\$100.00

Roll Holder



Roll Holder

Model 200-RH
\$80.00


24" or 36" Bead Roller Table

Model 202-200 \$290.00

24" or 36" High Throat Bead Roller Table

Model 202-200-HT \$355.00

- Supports Material While You Work
(Bead Roller Not Included)



Upgrade Your Existing Bead Roller with an Adjustable Shaft

All the parts required to upgrade Bead Roller Models: 210-24, 210-24NV, 200-36, 200-36NV, 210-24M

Adjustable Shaft Upgrade Kit

24" Upper Shaft Model 202-022 \$240.00

24" Lower Shaft Model 202-022-L \$295.00

36" Upper Shaft Model 202-061 \$270.00

36" Lower Shaft Model 202-061-L \$320.00



Largest Selection of Rolls Available!

For Use With Standard (1-1/8" Throat) Bead Rollers

Models 210-6, 210-6NV, 210-24, 210-24NV, 200-36, 200-36NV, 200-42, 210-24M, 202-24, 202-24NV, 202-36 & 202-36NV

Bead Roll Sets 2-1/2" OD

Standard Round Bead Roll Sets

| Description | Steel P/N | Price |
|---------------------------------------|-----------|----------|
| 1/8" Round | 201-125 | \$70.00 |
| 3/16" Round | 201-188 | \$70.00 |
| 1/4" Round | 201-250 | \$70.00 |
| 5/16" Round | 201-313 | \$70.00 |
| 3/8" Round | 201-375 | \$70.00 |
| 1/2" Round | 201-500 | \$70.00 |
| 5/8" Round | 201-625 | \$85.00 |
| 3/4" Round | 201-750 | \$90.00 |
| 1" Round | 201-100 | \$95.00 |
| Round Bead Roll Complete Set (9 Sets) | 201-RBS | \$625.00 |



Round Bead

Bead Size Indicates Width

All Standard Roll Sets 2-1/2" OD 3/4" ID



Flat Bead

Standard Flat Bead Roll Sets

| Description | Steel P/N | Price |
|--------------------------------------|-----------|----------|
| 1/8" Flat | 201-125-F | \$70.00 |
| 3/16" Flat | 201-188-F | \$70.00 |
| 1/4" Flat | 201-250-F | \$70.00 |
| 5/16" Flat | 201-313-F | \$70.00 |
| 3/8" Flat | 201-375-F | \$70.00 |
| 1/2" Flat | 201-500-F | \$70.00 |
| 5/8" Flat | 201-625-F | \$90.00 |
| 3/4" Flat | 201-750-F | \$90.00 |
| 1" Flat | 201-100-F | \$95.00 |
| Flat Bead Roll Complete Set (9 Sets) | 201-FBS | \$625.00 |

Standard Edge Bead Roll Sets

| Description | Steel P/N | Price |
|--------------------------------------|-----------|----------|
| 1/8" Edge Bead | 201-125-E | \$70.00 |
| 3/16" Edge Bead | 201-188-E | \$70.00 |
| 1/4" Edge Bead | 201-250-E | \$70.00 |
| 5/16" Edge Bead | 201-313-E | \$70.00 |
| 3/8" Edge Bead | 201-375-E | \$70.00 |
| 1/2" Edge Bead | 201-500-E | \$70.00 |
| 5/8" Edge Bead | 201-625-E | \$90.00 |
| 3/4" Edge Bead | 201-750-E | \$90.00 |
| 1" Edge Bead | 201-100-E | \$95.00 |
| Edge Bead Roll Complete Set (9 Sets) | 201-EBS | \$625.00 |



Edge Bead

45° Bead Roll Sets

| Description | Steel P/N | Price |
|--|------------|----------|
| 1/8" 45° | 201-125-45 | \$70.00 |
| 3/16" 45° | 201-188-45 | \$70.00 |
| 1/4" 45° | 201-250-45 | \$70.00 |
| 5/16" 45° | 201-313-45 | \$70.00 |
| 3/8" 45° | 201-375-45 | \$70.00 |
| 1/2" 45° | 201-500-45 | \$70.00 |
| 5/8" 45° | 201-625-45 | \$90.00 |
| 3/4" 45° | 201-750-45 | \$90.00 |
| 1" 45° | 201-100-45 | \$95.00 |
| 45° Degree Bead Roll Complete Set (9 Sets) | 201-45BS | \$625.00 |



45° Bead

Standard Step Roll Sets

| Description | Steel P/N | Price |
|---------------------------------|-----------|----------|
| .062" Step | 201-062-S | \$70.00 |
| .090" Step | 201-090-S | \$70.00 |
| 1/8" Step | 201-125-S | \$70.00 |
| 3/16" Step | 201-188-S | \$70.00 |
| 1/4" Step | 201-250-S | \$70.00 |
| 45° Step | 201-045-S | \$70.00 |
| Step Roll Complete Set (6 Sets) | 201-SRS | \$375.00 |



Step



45° Step

Tube Bead Rolls

Fits our model 200 & 210 Bead Rollers

Recommended for use with 24" BR w/ Industrial Motor or Rotary Machine

Fixed 3/16" from edge of tube



Bead adjustable from edge

Rolls A Bead So Hoses Won't Slip Off

Standard Tube Bead Rolls **Model 201-001 \$145.00**

(1-3/8" ID Min x .062" Wall Aluminum, .062 Mild Steel, .030 Stainless Steel)

HD Tube Bead Rolls **Model 201-010 \$160.00**

(1-1/4" ID Min x .095" Wall Aluminum, .059 Mild Steel, .043 Stainless Steel)

All Rolls Available in Nylatron at same price!

Nylatron Rolls are Ideal for Pre-Finished Materials Copper, Brass & Thin Aluminum
Add Letter "D" to the End of Part #
ex. 1/8" Round Nylatron Roll #201-125D



Specialty Rolls

For Use With Standard (1-1/8" Throat) Bead Rollers

Models 210-6, 210-6NV, 210-24, 210-24NV, 200-36, 200-36NV, 200-42, 210-24M, 202-24, 202-24NV, 202-36 & 202-36NV

| Specialty Roll Sets | | |
|--------------------------------------|-------------|----------|
| Description | Steel P/N | Price |
| Art Pattern Roll Set | 201-102 | \$80.00 |
| Blank Roll Set (non-machined) | 201-002 | \$42.00 |
| Body Line Roll Set | 201-084 | \$70.00 |
| Fender Flare Roll Set | 201-065 | \$100.00 |
| Full Radius Tank Roll Set | 201-083 | \$70.00 |
| Hem Roll Set Combo | 201-037 | \$185.00 |
| Hem Roll Set Steel | 201-038 | \$185.00 |
| Hem Roll Step #1 (1/4" 90°) | 201-059 | \$100.00 |
| Hem Roll Step #1 (3/8" 90°) | 201-008 | \$100.00 |
| Hem Roll Step #2 (140°) | 201-060 | \$100.00 |
| Hem Roll Step #3 Flat | 201-068 | \$55.00 |
| Louver Roll Set | 201-082 | \$135.00 |
| Shear Roll Set | 201-058 | \$95.00 |
| Standard Tank Roll Set | 201-070 | \$70.00 |
| Spoiler Roll Set | 201-072 | \$80.00 |
| Tipping Roll Set | 201-101 | \$80.00 |
| Tube Bead Roll Set (HD) | 201-010 | \$160.00 |
| 30° Angle Roll Set | 201-069 | \$95.00 |
| 90° 1/2" Angle Roll Set | 201-500-B | \$135.00 |
| 90° 3/4" Angle Roll Set | 201-750-B | \$135.00 |
| 1/8" Double Taper Pinstripe Roll Set | 201-125-DPT | \$135.00 |
| 1/16" Wire Bead Roll Set (3 pc Set) | 201-062-WBS | \$240.00 |
| 1/8" Wire Bead Roll Set (3 pc Set) | 201-125-WBS | \$240.00 |



Art Pattern
201-102



Standard
Tank Roll
201-070



Full Radius
Tank Roll
201-083



Body Line Roll
201-084



Shear Roll
201-058



Fender Flare
201-065



Double Pin Stripe
201-125-DPT



Tipping
201-101



Spoiler Roll
201-072



90° Angle Roll
201-500-B



Louver Roll
201-082



30° Angle Roll
201-069

Bead Roll Sets 2-1/2" OD

Hem Roll Set Complete

This easy, three-step process creates hem rolls approximately 1/4" deep on steel or aluminum up to .040" thick without marring pre-painted aluminum. Rolls are available in HEAT-TREATED STEEL or COMBO STEEL & NYLATRON.



Complete Hem Roll Set Combo - Steel / Nylatron

Model 201-037 \$185 (save \$65)

Complete Hem Roll Set - Heat Treated Steel

Model 201-038 \$185 (save \$65)

Hem Step #1



Model 201-059

\$100.00

Step one forms the metal 90°

Hem Step #2



Model 201-060

\$100.00

Step two forms the metal to 140°

Hem Step #3



Model 201-068

\$55.00

Step three forms the metal flat

Wire Bead Roll Set Complete

1/16" Wire Bead Roll Set Model 201-062-WBS \$240

1/8" Wire Bead Roll Set Model 201-125-WBS \$240



Wire Bead Step #1



Wire Bead Step #2



Wire Bead Step #3

Max Capacity
19 Ga (.040")
Mild Steel

Recommended for
use with 24" BR w/
Industrial Motor or
Rotary Machine

Some Rolls Available in Nylatron at same price!
Nylatron Rolls are Ideal for Pre-Finished Materials as well as Copper, Brass & Thin Aluminum
Add Letter "D" to the End of Part #
ex. 1/8" Round Nylatron Roll #201-125D

Bead Size
Indicates Width



Jamey Jordan Signature Series Bead Rolls

For Use With Standard (1-1/8" Throat) Bead Rollers

These Rolls Work Best When Used With A Bead Roller With Adjustable Shaft

All Jamey Jordan Roll Sets
2-1/2" OD x 3/4" ID

Jamey Jordan Signature Series Bead Rolls

MB MITTLER BROS.
MACHINE & TOOL
Jamey Jordan
SIGNATURE SERIES



Stencil Bead Roll Set

The Stencil Bead Roll was designed by Jamey Jordan for use in tracing the outlines on pieces of metal art!



Stencil Bead Roll (1) Model 202-088 \$70.00
Stencil Bead Roll Set (2) Model 202-089 \$100.00

Scar Roll Set




202-099
Scar 3pc. Kit
\$210.00

Set allows you to create a classic "Scar" pattern. The first roll combo creates the smooth line & the second roll combo creates the stitching.

Individual Bead Rolls

| Description | Part # | Price |
|---------------------------------|-----------|----------|
| Scar Roll Set (3 Rolls) | 202-099 | \$210.00 |
| Art Roll (1 Roll) | 202-101 | \$70.00 |
| Stencil Roll (1 Roll) | 202-088 | \$70.00 |
| Stencil Roll Set (2 Rolls) | 202-089 | \$100.00 |
| Solid Roll (1 Roll) | 202-102 | \$70.00 |
| Solid Groove Roll (1 Roll) | 202-103 | \$70.00 |
| Universal Groove Roll (1 Roll) | 202-104 | \$70.00 |
| Soft Step Set (2 Rolls) | 202-105 | \$100.00 |
| Radius Step Set (2 Rolls) | 202-106 | \$100.00 |
| 45° Step Set (2 Roll) | 202-107 | \$100.00 |
| Soft Step Roll (1 Roll) | 202-090 | \$70.00 |
| Radius Step Roll (1 Roll) | 202-091 | \$70.00 |
| 45° Step Roll (1 Roll) | 202-092 | \$70.00 |
| Skateboard Wheel Roll (3 Rolls) | 202-108 | \$205.00 |
| Stitching Set (2 Rolls) | 202-109 | \$140.00 |
| 1/2" Radius Roll Set (2 Rolls) | 202-100TR | \$155.00 |
| 5/8" Radius Roll Set (2 Rolls) | 202-125TR | \$155.00 |
| 3/4" Radius Roll Set (2 Rolls) | 202-150TR | \$155.00 |
| 7/8" Radius Roll Set (2 Rolls) | 202-175TR | \$155.00 |

Stitching Roll Set



Set will allow you to create a "Stitch" like effect, which will open you up to all kinds of faux upholstered sheet metal projects.

202-109
Stitching 2pc. Set
\$140.00

Skateboard Wheel Roll Set 3 piece

Use the skateboard wheel with any top die to create any bead profile you can imagine. Three different hardness rolls are included.



Durometer or "Hardness" of the rolls:
 Black = 60 Model 202-096-BK \$70.00
 Orange = 80 Model 202-096-OR \$70.00
 Blue = 90 Model 202-096-BL \$70.00
 3 Piece Kit Model 202-108 \$205.00



202-090 Soft Step Roll 202-091 Radius Step Roll 202-092 45° Step Roll 202-102 Solid Roll 202-103 Solid Groove 202-104 Universal Groove



Jamey Jordan Signature Series Bead Rolls

For Use With Standard (1-1/8" Throat) Bead Rollers

These Rolls Work Best When Used With A Bead Roller With Adjustable Shaft

Bead Roller Table Available on Page 27

* All of the "Jamey Jordan Signature Series" rolls will fit existing Mittler Bros. Standard (1-1/8" Throat) Bead rollers.


Jamey Jordan Signature Series Bead Rolls

Jamey Jordan Signature Series Art Roll Kit

This 4 roll kit comes with all the rolls designed by Jamey Jordan for use in creating works of art on sheet metal using a bead roller.

Includes: 202-101, 202-102, 202-103, 202-104

Model 202-100 \$240.00



Jamey Jordan Signature Series Art Roll Step Kit

The advantage to using the Top Nylatron Stencil Roll, with the lower step rolls, is to work in small extremely tight areas that do not affect the outside areas. The Top Stencil Roll allows the creation of highly defined steps and bead profiles.

Includes: 202-088, 202-090, 202-091, 202-092

Model 202-095 \$240.00



Jamey Jordan Signature Series Step Die Kit

These dies will allow a softer, smoother finish on your step. Each roll will allow you to create its own unique bead profile.

Includes: 202-105, 202-106, 202-107

Model 202-094 \$280.00




Tube Roll Sets

Tube roll sets shape sheet metal up into a radius bend to allow tubing to sit flush against it.



* Rolls Work Best When Used With A Bead Roller With Adjustable Shaft



Steel Tube Rolls

| | | | |
|---|---|---|---|
| 202-100TR-S 1/2" Radius 1" Tube \$155.00 | 202-125TR-S 5/8" Radius 1-1/4" Tube \$155.00 | 202-150TR-S 3/4" Radius 1-1/2" Tube \$155.00 | 202-175TR-S 7/8" Radius 1-3/4" Tube \$155.00 |
|---|---|---|---|

Nylatron Tube Rolls

| | | | |
|---|---|---|---|
| 202-100TR 1/2" Radius 1" Tube \$155.00 | 202-125TR 5/8" Radius 1-1/4" Tube \$155.00 | 202-150TR 3/4" Radius 1-1/2" Tube \$155.00 | 202-175TR 7/8" Radius 1-3/4" Tube \$155.00 |
|---|---|---|---|

LAZZE Bead Rolls

For Use with Standard (1-1/8" Throat) Bead Rollers with Adjustable Shafts



Models 202-24, 202-24-B, 202-24NV, 202-24NV-B, 202-36, 202-36-B, 202-36NV & 202-36NV-B

LAZZE Bead Rolls



1.5mm Radius Bead
205-13-107
95.00



2mm Radius Bead
205-13-108
95.00



2.5mm Radius Bead
205-13-109
95.00



3mm Radius Bead
205-13-110
95.00



3.5mm Radius Bead
205-13-111
95.00



4mm Radius Bead
205-13-112
95.00



5mm Radius Bead
205-13-130
95.00



6mm Radius Bead
205-13-131
95.00



7mm Radius Bead
205-13-132
95.00



9mm Radius Bead
205-13-113
95.00



12.5mm Radius Bead
205-13-145
95.00



3.5mm Half U
205-13-146
47.50



4mm Half U
205-13-147
47.50



5mm Half U
205-13-150
47.50



6mm Half U
205-13-151
47.50



7mm Half U
205-13-152
47.50



9mm Half U
205-13-148
47.50



12.5mm Half U
205-13-149
47.50



U-Profile
205-13-115
95.00



Flat Dies
205-13-126
85.00



Flame Dies
205-13-142
95.00



Tipping Dies
205-13-138
95.00



55° Step Dies
205-13-133
95.00



90° Dies
205-13-141
95.00



1mm Step Dies
205-13-127
95.00



2mm Step Dies
205-13-128
95.00



3mm Step Dies
205-13-129
95.00



5mm Step Dies
205-13-117
95.00



6mm Step Dies
205-13-118
95.00



7mm Step Dies
205-13-122
95.00



Special Ford 33-34
205-13-134
168.00



Special Ford 33-34
205-13-135
168.00



Special Ford 33-34
205-13-136
168.00



Special Ford 33-34
205-13-137
168.00



32 Ford Wire Edge
205-13-139
126.00



33-34 Ford Wire Edge
205-13-140
126.00



MB MITTLER BROS. MACHINE & TOOL

Jamey Jordan SIGNATURE SERIES



Jamey Jordan Signature Series

Mittler Bros. is proud to offer the Jamey Jordan Signature Series of Bead Rollers and Accessories. Check out some of the unique, artistic style of work you can do with this combination.

"I had these ideas and concepts about how I could shape the metal, but there really wasn't a die on the market that could facilitate my ideas, so I teamed up with Mittler Bros. and created my own.

With a little practice, you too can produce some unique work."

- Jamey Jordan

To see more of Jamey's work, visit: www.HandmadeSeatCo.com

Bead Roll Templates



V8
8-1/2" x 9-1/2"
202-601 \$35.00



Mig Weld Gun
15" x 6"
202-602 \$42.00




Rose
8" x 11-1/2"
202-603 \$40.00



Bearded Skull - 18" x 8-3/4"
202-604 \$68.00



Owl
11" x 11"
202-605 \$67.00



Derringer Pistol
11-1/4 x 8"
202-606 \$46.00



Scroll - 17-1/2 x 4-1/4"
202-607 \$35.00



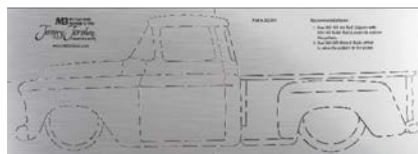
1973-1987 C10 - 22" x 7"
202-608 \$60.00



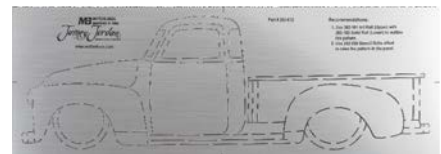
1967-1972 C10 - 21-1/2" x 7"
202-609 \$60.00



1960-1966 C10 - 22" x 7-1/2"
202-610 \$60.00



1955-1959 GM Truck - 21" x 7-1/2"
202-611 \$60.00



1948-1954 GM Truck - 20-1/2" x 7-1/4"
202-612 \$60.00



24" High Throat Variable Speed Bead Rollers

- Rigid Steel Frame
- Large Selection of Bead Roll Profiles
- 4" High Throat for Extra Clearance
- Adjustable Depth of Bead
- Oilite Bushings for Long Life
- Variable Speed Foot Pedal Operation
- Forward / Reverse Switch
- Both Shafts Driven

24" High Throat Variable Speed Bead Rollers

Standard 24" High Throat Variable Speed Bead Roller

Model 204-24 \$1,320.00



Industrial 24" High Throat Variable Speed Bead Roller


Model 204-24NV \$2,050.00



Increased Motor Torque & Horsepower
To Handle Up To 18 Ga Mild Steel

Standard 24" High Throat Variable Speed Bead Roller with Adjustable Upper Shaft

Model 202-24-HT \$1,690.00



- Shaft Driven & Adjustable Up To 7/16"

Industrial 24" High Throat Variable Speed Bead Roller with Adjustable Upper Shaft

Model 202-24NV-HT \$2,455.00



- Speed Range Adjustment Knob

Jamey Jordan
SIGNATURE SERIES

High Throat Bead Rolls
Sold Separately (See
pg. 36-37)

High Throat Bead Rollers
Require 204 Series Rolls

36" High Throat Variable Speed Bead Rollers

Standard 36" High Throat Variable Speed Bead Roller

Model 204-36 \$1,700.00



Standard Motor Max Capacity
 19 Ga (.040") Mild Steel
 16 Ga (.050") Aluminum
 24 Ga (.025") Stainless

Industrial 36" High Throat Variable Speed Bead Roller

Model 204-36NV \$2,425.00



Industrial Motor Max Capacity
 18 Ga (.047") Mild Steel
 14 Ga (.064") Aluminum
 24 Ga (.025") Stainless

Standard 36" High Throat Variable Speed Bead Roller with Adjustable Upper Shaft

Model 202-36-HT \$2,010.00



Standard Motor Max Capacity
 19 Ga (.040") Mild Steel
 16 Ga (.050") Aluminum
 24 Ga (.025") Stainless

Industrial 36" High Throat Variable Speed Bead Roller with Adjustable Upper Shaft

Model 202-36NV-HT \$2,765.00



Industrial Motor Max Capacity
 18 Ga (.047") Mild Steel
 14 Ga (.064") Aluminum
 24 Ga (.025") Stainless

• Shaft Driven & Adjustable Up To 7/16"

- Speed Range Adjustment Knob
- Increased Motor Torque & Horsepower To Handle Up To 18 Ga Mild Steel



High Throat Bead Roller Accessories



◀ Roll Holder
 (High Throat Bead Roller)
 Model 204-RH \$80.00



◀ Rolling Stand w/ Locking Casters & Integrated Roll Holders
 Model 200-150 \$295.00



▶ Depth Stop
 (Fits High Throat Bead Roller)
 Model 204-009 \$100.00



◀ High Throat Bead Roller Table
 Model 202-200-HT \$355.00

High Throat Bead Roll Sets 5-1/2" OD

For Use With Our 4" Throat Bead Rollers: Models 204-24, 204-24NV, 204-36, 204-36NV, 202-24-HT, 202-24NV-HT, 202-36-HT & 202-36NV-HT

5-1/2" OD
Upper

5-1/2" OD
Lower



High Throat Bead Rolls

Round Bead Roll Sets

| Description | Steel P/N | Price |
|-------------|-----------|----------|
| 1/8" Round | 204-125 | \$105.00 |
| 3/16" Round | 204-188 | \$105.00 |
| 1/4" Round | 204-250 | \$105.00 |
| 5/16" Round | 204-313 | \$105.00 |
| 3/8" Round | 204-375 | \$105.00 |
| 1/2" Round | 204-500 | \$105.00 |



Round Bead

Edge Bead Roll Sets

| Description | Steel P/N | Price |
|-----------------|-----------|----------|
| 1/8" Edge Bead | 204-125-E | \$105.00 |
| 3/16" Edge Bead | 204-188-E | \$105.00 |
| 1/4" Edge Bead | 204-250-E | \$105.00 |
| 5/16" Edge Bead | 204-313-E | \$105.00 |
| 3/8" Edge Bead | 204-375-E | \$105.00 |
| 1/2" Edge Bead | 204-500-E | \$105.00 |



Edge Bead

Step Roll Sets

| Description | Steel P/N | Price |
|-------------|-----------|----------|
| .062" Step | 204-062-S | \$105.00 |
| .090" Step | 204-090-S | \$105.00 |
| 1/8" Step | 204-125-S | \$105.00 |
| 3/16" Step | 204-188-S | \$105.00 |
| 1/4" Step | 204-250-S | \$105.00 |
| 45° Step | 204-045-S | \$105.00 |



Step

Flat Bead Roll Sets

| Description | Steel P/N | Price |
|-------------|-----------|----------|
| 1/8" Flat | 204-125-F | \$105.00 |
| 3/16" Flat | 204-188-F | \$105.00 |
| 1/4" Flat | 204-250-F | \$105.00 |
| 5/16" Flat | 204-313-F | \$105.00 |
| 3/8" Flat | 204-375-F | \$105.00 |
| 1/2" Flat | 204-500-F | \$105.00 |



Flat Bead

Specialty Roll Sets

| Description | Steel P/N | Price |
|-------------------------------|-----------|----------|
| Art Pattern Roll Set | 204-102 | \$105.00 |
| Blank Roll Set (non-machined) | 204-002 | \$80.00 |
| Body Line Roll Set | 204-084 | \$105.00 |
| Full Radius Tank Roll Set | 204-083 | \$105.00 |
| Hem Roll Set Combo | 204-037 | \$290.00 |
| Hem Roll Step #1 (1/4" 90°) | 204-059 | \$150.00 |
| Hem Roll Step #1 (3/8" 90°) | 204-008 | \$150.00 |
| Hem Roll Step #2 (140°) | 204-060 | \$120.00 |
| Hem Roll Step #3 Flat | 204-068 | \$100.00 |
| Shear Roll Set | 204-058 | \$140.00 |
| Standard Tank Roll Set | 204-070 | \$105.00 |
| Spoiler Roll Set | 204-072 | \$150.00 |
| Tipping Roll Set | 204-101 | \$105.00 |
| 30° Angle Roll Set | 204-069 | \$105.00 |
| 90° 1/2" Angle Roll Set | 204-500-B | \$175.00 |
| 90° 3/4" Angle Roll Set | 204-750-B | \$175.00 |

High Crown Bead Roll Sets 2-1/2" OD/ 8-1/2" OD

204-24, 204-24NV, 204-36 & 204-36NV Bead Rollers

High Crown Rolls allow for more throat height usage

\$265.00

See Mittlerbros.com or
Call For Availability



Upgrade Your Existing High Throat Bead Roller With An Adjustable Shaft


All the parts required to upgrade
Bead Roller Models:

204-24, 204-24NV, 204-36, 204-36NV

Adjustable Shaft Upgrade Kit

24" Model **202-022-HT** **\$270.00**

36" Model **202-061-HT** **\$290.00**



Jamey Jordan Signature Series Bead Rolls

For Use With All High Throat (4" Throat) Bead Rollers

These Rolls Work Best When Used With A Bead Roller With an Adjustable Shaft

* All of the "Jamey Jordan Signature Series" High Throat rolls will fit existing Mittler Bros. High Throat (4" Throat) Bead rollers.


Jamey Jordan Signature Series High Throat Art Roll Kit

This 4 roll kit comes with all the rolls designed by Jamey Jordan for use in creating works of art on sheet metal using a high throat bead roller.

Art Roll Kit Includes:

202-101-HT, 202-102-HT, 202-103-HT & 202-104-HT

Model 202-100-HT \$370.00



| Individual Bead Rolls | | |
|--------------------------------|------------|----------|
| Description | Part # | Price |
| Art Roll (1 Roll) | 202-101-HT | \$100.00 |
| Solid Roll (1 Roll) | 202-102-HT | \$100.00 |
| Solid Groove Roll (1 Roll) | 202-103-HT | \$100.00 |
| Universal Groove Roll (1 Roll) | 202-104-HT | \$100.00 |

Jamey Jordan Signature Series

Jamey Jordan Metalworking Class



Since 2016, Mittler Bros. has played host to several Metalworking Classes hosted by Jamey Jordan with great success!

You will learn the tricks of the trade from the man himself!

Each class typically covers the following, spread over two days:

- 1: **Bead Roller 101** (machine features)
- 2: **Die 101** (differences in dies and best uses)
- 3: **Art and Basic Layout** (layout and transfer to metal)
- 4: **Rivet Layout**
- 5: **Seat Layout and Design**

For all related questions or to have your name put on the contact list for class announcements, please e-mail registration@mittlerbros.com!




Bead Roller Layout Templates

- Saves Time and Material
- 1/8" Aluminum for Long Life
- Laser Engraved

Bead Roller Layout Templates



Arc Layout Template **Model 202-415 \$100.00**
2" to 6" Radius



Straight Layout Template **Model 202-410 \$100.00**
.5" to 4.75" Spacing



Hole Layout Template **Model 202-405 \$100.00**
.875" to 2.25" Diameter"

3 Piece Template Set **Model 202-450 \$265.00**
Includes Arc, Straight and Hole Layout Tools

4 Piece Template Set **Model 202-460 \$340.00**
Includes Arc, Straight, Hole and Rivet Layout Tools

Compound Curve Bead Roll Layout Tool

- Allows for Many Different Spacing Options Along Curved & Oddly Shaped Edges
- Retractable Design



Rivet / Layout Tool **202-400 \$80.00**

Informational DVDs

Informational DVDs




Jamey Jordan
Art Of Bead Rolling
Vol. 1 DVD
MB-1000-JJ1 \$25.00



Jamey Jordan
Art Of Bead Rolling
Vol. 2 DVD
MB-1000-JJ2 \$30.00



Ron Covell
Shaping Aluminum
with Hand Tools DVD
MB-1000-1 \$40.00



Ron Covell
Basic Techniques
for Working Steel DVD
MB-1000-3 \$40.00



Ron Covell
Working With
Tubing DVD
MB-1000-4 \$40.00



Ron Covell & Ron Fournier
Hammer Forming
Techniques DVD
MB-1000-15 \$40.00



Ron Covell
English Wheel
Techniques DVD
MB-1000-19 \$40.00



Ron Covell
TIG Welding
Basics DVD
MB-1000-21 \$40.00



Ron Covell
Advanced TIG
Welding DVD
MB-1000-25 \$40.00



Ron Covell
High Power Metal Shaping
Workshop DVD
MB-1000-26 \$40.00




Ron Covell
Beading Machine
Basics DVD
MB-1000-31 \$40.00



Ron Fournier
Metal Shaping
DVD
MB-BSD00 \$40.00



Ron Fournier
Sheet Metal Hand
Tools DVD
MB-HTV01 \$40.00



Ron Covell
Building a Roadster
Body Part 1:
Making the Buck DVD
MB-1000-28 \$40.00



Ron Covell
Building a Roadster
Body Part 2:
Making the Turtledeck DVD
MB-1000-29 \$40.00



Ron Covell
Building a Roadster
Body Part 3:
Making the Doors DVD
MB-1000-30 \$40.00



Hydraulic Bench Presses

5 Ton Hydraulic Bench Press



5 Ton Hydraulic Bench Press

Model 2200-H \$1,145.00

Max Tooling Capacity
3" Punch & Flare
16 Ga Mild Steel



3 / 5 Ton Press
Optional Floor Stand
with Locking Casters

Model 3100-100 \$295.00


- Rugged Welded Plate/ Box Tube Construction
- Mount Tooling for Straight in use or Rotate 90° for side-to-side use
- Includes Slug Ejector, Spring Loaded Centering Pin, Tool Mount Adapter & Arbor Nut Wrench
- Dual Usage as Standard Press or Arbor Press
- 3" Maximum clearance between tooling
- Ideal for production work

Hydraulic Pumps Sold Separately



See Website for Adapter

10 Ton Hydraulic Heavy Duty Bench Press



10 Ton Hydraulic Bench Press

Model 2210-HD \$4,150.00

Max Tooling Capacity
3" Punch & Flare
14 Ga Mild Steel



10 Ton Hydraulic HD Bench Press Stand



10 Ton Hydraulic HD Bench Press Stand

Model 2210-100 \$495

10 Ton Spring Steel Hydraulic Press

- Rugged 3/8" Plate Construction
- Comes completely setup to punch 9/32 hole
- Built in guide for 1/16 x 1" wide material
- Heat treated punch & die for long life
- Other sizes of Punch & Dies available
- Includes Arbor Nut Wrench
- Available as 10 Ton Press Only Without Tooling



10 Ton Spring Steel Hydraulic Bench Press Model 2200-HSK \$1,350.00

10 Ton Hydraulic Bench Press Only Model 2200-HS \$1,145.00

Accepts All Bench Press & Louver Press Tooling (pp. 42-43)
Most Tooling mounts for front to back use or rotate 90° for side to side use


Hydraulic Bench Presses



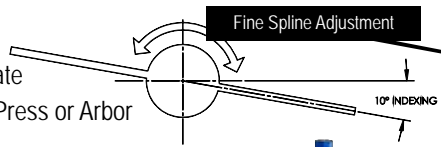
Manual Bench Presses

3 Ton Manual Bench Press

Model 2200-M \$995.00



- Rugged 5/16" Welded Plate
- Dual Usage as Standard Press or Arbor Press
- 1" Clearance Between Mounted Tooling
- Mount Tooling for Front to Back Use or Rotate 90° for side to side use
- Includes Slug Ejector, Spring Loaded Centering Pin & Arbor Nut Wrench



Maintain Consistent Depth Across Work Piece
Bench Press Ram Stop
Model 2200-RS \$90.00



3 / 5 Ton Press
Optional Floor Stand with Locking Casters
Model 3100-100 \$295.00

Manual Bench Presses

Max Tooling Capacity
3" Punch & Flare &
16 Ga Mild Steel
Tooling & Dies Sold Separately



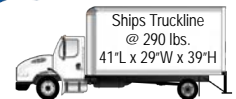
- Same Great Features As All Our Manual Bench Presses
- Two 12" Deep Throats
- Mount 2 Types Of Tooling Simultaneously
- Ideal For Production Use
- Includes Slug Ejector, Spring Loaded Centering Pin & Arbor Wrench

Dual Manual Bench Press - 3 Ton

Model 2240-2M \$1,885.00



Roll Around Stand
Model 2240-100
\$425.00



- Rugged 5/16" Welded Plate Construction
- Two 12" Deep and 3" Deep Throats
- Mount 4 Types Of Tooling Simultaneously
- Ideal For Production Use

Quad Manual Bench Press - 3 Ton

Model 2240-4M \$2,995.00

- Can be added to any 2200 Series existing press
- Allows 10° Indexing
- Allows fast positioning of handle
- No Tool Adjustment



Quick Index Press Handle Kit

Model 2200-IH \$210.00



Small Manual Bench Press

Model 2240-1M \$650.00

The Small Bench Press is perfect for those with limited space in their garages or shops. Same great tooling options as all of our presses!

- Rugged 5/16" Welded Plate Construction
- 3" Deep Throat
- Ideal For Production Use
- Can Be Mounted On Any Stable Surface



Can Be Mounted On Either Side Of Model #2240-2M Dual Manual Bench Press

Call For Custom Press Applications



Bench Press Accessories


Fits Our Bench Presses & Louver Press Kits

Most Tooling mounts for front to back use or rotate 90° for side to side use

Bench Press Accessories



| Bench Press Louver Punch Start-Up Kits | | |
|--|------------|----------|
| Size | Part # | Price |
| 1" | 2200-LA-01 | \$815.00 |
| 2" | 2200-LA-02 | \$815.00 |
| 3" | 2200-LA-03 | \$815.00 |
| 4" | 2200-LA-04 | \$835.00 |
| 5" | 2200-LA-05 | \$835.00 |
| 3" Dome | 2200-LA-06 | \$835.00 |
| 4" Dome | 2200-LA-07 | \$835.00 |
| Individual Louver Punch Dies | | |
| Size | Part # | Price |
| 1" | 500-041 | \$500.00 |
| 2" | 500-042 | \$500.00 |
| 3" | 500-043 | \$500.00 |
| 4" | 500-044 | \$520.00 |
| 5" | 500-045 | \$520.00 |
| 3" Dome | 500-046 | \$520.00 |
| 4" Dome | 500-047 | \$520.00 |





Bench Press Louver Punch / Die

Max Capacity:
16 Ga (.059") Mild Steel

← Order a **Bench Press Louver Punch Start Up Kit**, with the size of punch you want, from the top list.

After that you will have to specify the **Individual Louver Punch Die Sets** from the bottom list.




Corner Radius Punch

Punch four different radius corners to give your part that nice finished look. Two ranges of radii available. Create uniform rounded corners.

- 1/4", 1/2", 3/4", 1" **Model 2200-4RCP \$265.00**
- 1", 1-1/4", 1-1/2" & 2" **Model 2200-020-A \$370.00**
- 2-1/4" (Single Punch) **Model 2200-020-2250 \$405.00**
- 3" (Single Punch) **Model 2200-020-3000 \$440.00**

Max Capacity: 8 Ga (.125") Soft Alum. & 16 Ga (.059") Mild Steel

Dzus® Punch




Dzus® Punch makes perfect #5 (1" spacing) and #6 (1-3/8" spacing) Dzus button and spring holes in one operation.

- Includes:
 #5 (1" Spacing)
 #6 (1-3/8" Spacing)

Model 2200-DZ-5/6 \$310.00

Max Capacity
 19 Ga (.040") Mild Steel
 18 Ga (.040") Aluminum



Shear

Great for cutting sheet metal up to 19 Ga mild steel. Cut your blanks for the corner punch & 90° brake shown below. Up to 6" Width.

Model 2200-SA \$230.00


Max Capacity: 19 Ga (.040") Mild Steel

Corner Punch

Great for making those little boxes and trays. Creates 1/8" x 1/8" to 1-1/2" x 1-1/2" cut out.

Model 2200-CPA \$310.00

Max Capacity: 16 Ga (.059") Mild Steel




90° Degree Brake

Finish up those boxes & trays with this handy brake. Up to 4-1/2" Width

Includes Ram Adapter

Model 2200-90DA \$205.00

Max Capacity: 11 Ga (.120") Mild Steel



Bench Press Accessories

Fits Our Bench Presses & Louver Press Kits

Most Tooling mounts for front to back use or rotate 90° for side to side use

Shrinker / Stretcher Deep Throat



**Max Capacity:
18 Ga (.047") Mild Steel**

With a deep throat depth, forming compound panels is quick and easy. Shrinker and stretcher jaws swap out in seconds. Extra throat clearance when shrinking or stretching panels. Mounts in Bench Press (Models #2200-M, #2240, #2200-H, #2210-HD) & Louver Press Kit

Shrinker / Stretcher Deep Throat Set with Adapter

Model 550-100 \$335.00

Shrinker Deep Throat Set with Adapter

Model 550-101 \$220.00

Stretcher Deep Throat Set with Adapter

Model 550-102 \$220.00

Press Brake Mounting Adapter Kit

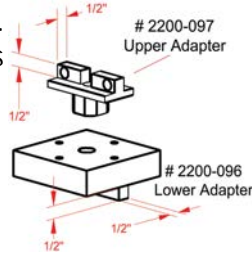
Allows the mounting of all Mittler Bros. Press Tooling into most manufacturers press brake.

Model 2200-096A \$160.00


Includes:

QTY: 1 #2200-96 Lower Mount Adapter

QTY: 1 #2200-97 Upper Mount Adapter



Tube Flattening Die



This Die Flattens 1/2" Tube



Into This



This Die Forms Flattened Tube



Into This



Tube Flattening Die

3/8" 2200-TF.375 \$205

1/2" 2200-TF.500 \$205

5 Ton Hydraulic Press Required

5/8" 2200-TF.625 \$205

3/4" 2200-TF.750 \$205

10 Ton Hydraulic Press Required

Tube Punch & Radius Die

3/8" - 1/2" 2200-TPR \$265

5 Ton Hydraulic Press Required

5/8" - 3/4" 2200-TPR2 \$265

10 Ton Hydraulic Press Required

This punch press operation is a cost-effective way to produce a flat tube end for tubular assemblies. This is a two step operation, one step for flattening the tube, while the other radiuses the corners and punches a hole in one motion.

Designed for .045" Wall

Punch & Die Mounting Kit

Model 2200-040 \$165.00



**Max Capacity
16 Ga (.059") Mild Steel
12 Ga (.080") Aluminum**

Includes Coupling Nut and Die Holder

(Required for Round, Oblong, Square, Hex, and Metric Punch and Die Sets, Punch & Die Sold Separately)

Finish Washer Die

Form a washer into the metal!



#10 #2200-FWD-010 \$95.00

1/4" #2200-FWD-250 \$95.00

Punch & Die Sets

Round, Oblong, Square, Hex and Rectangle Punch / Die Sets

Each Set Contains One Individual Size

#2200-515 Round Punch / Die Set - \$105.00 per size - 5/32" up to 1-1/16" (w/ Urethane Stripper)

#2200-516 Oblong Punch / Die Set - \$280.00 per size - 3/16" x 3/4" up to 13/16" x 1" (w/ Urethane Stripper)

#2200-517 Square Punch / Die Set - \$280.00 per size - 1/4" x 1/4" up to 13/16" x 13/16" (w/ Urethane Stripper)

#2200-518 Hex Punch / Die Set - \$280.00 per size - 11/32" up to 27/32" (w/ Urethane Stripper)

#2200-519 Rectangle Punch / Die Set - \$295.00 per size - 1/4" x 15/16" to 9/16" x 3/4" (w/ Urethane Stripper)

PUNCH & DIES SETS ARE MADE TO ORDER AND NON-REFUNDABLE



INFO ABOUT YOUR MATERIAL REQUIRED BEFORE ORDERING

For Punch & Die Sets Please Provide: Material Type & Material Thickness to Determine Die Clearance



Individual Punch & Die Set Complete As Shown

Quick Change Tooling for Punch & Flares

Eliminate the hassle of changing out Punch & Flare or Punch & Bead tooling with one simple setup!



One Knurl Washer Required Per Piece of Tooling

Must Be Used in Press

#2200-QC1 Lower Bolt Adapter & Bolts for Quick Change Tooling - \$38.00

#2200-QC2 Knurl Washer & Bolts for Quick Change Tooling - \$14.00



Bench Press Accessories

Automotive Punch & Flare Tools

Punch & Flare



| Automotive Punch & Flare Sets | | |
|-------------------------------|----------|----------|
| Size | Part # | Price |
| 1" | 1300-013 | \$120.00 |
| 1-1/4" | 1300-014 | \$120.00 |
| 1-1/2" | 1300-015 | \$135.00 |
| 1-3/4" | 1300-016 | \$135.00 |
| 2" | 1300-017 | \$145.00 |
| 2-1/2" | 1300-018 | \$145.00 |
| 3" | 1300-020 | \$160.00 |

Punch & Bead



| Automotive Punch & Bead Sets | | |
|------------------------------|------------|----------|
| Size | Part # | Price |
| 1" | 1300-013-B | \$120.00 |
| 1-1/4" | 1300-014-B | \$120.00 |
| 1-1/2" | 1300-015-B | \$135.00 |
| 1-3/4" | 1300-016-B | \$135.00 |
| 2" | 1300-017-B | \$145.00 |
| 2-1/2" | 1300-018-B | \$145.00 |
| 3" | 1300-020-B | \$160.00 |

Punch & Flare Kit 1" thru 2-1/2"
Model 1300-402 **\$720.00**

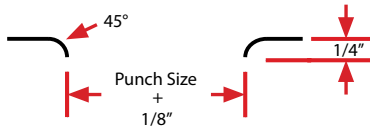
Punch & Flare Set 1" thru 3"
Model 1300-403 **\$860.00**

Max Thickness:
Aluminum 14 Ga (.064")
Mild Steel 16 Ga (.059")
Stainless Steel 19 Ga (.043")

Punch & Bead Kit 1" thru 2-1/2"

Model 1300-402-B **\$720.00**
Punch & Bead Kit 1" thru 3"
Model 1300-403-B **\$860.00**

Max Thickness:
Aluminum 18 Ga (.040")
Mild Steel 19 Ga (.040")
Stainless Steel 20 Ga (.037")



Drill a pilot hole for the draw bolt, apply the tool and tighten the bolt for a smooth, flared or beaded, hole in one easy step. To punch hole only, remove female flare ring and use punch and die. Easily mounts in our Bench Presses.



Instrument Gauge Hole Punches



2-1/16" Hole Punch Model 1300-028 **\$120.00**
2-1/4" Hole Punch Model 1300-026 **\$120.00**
2-5/8" Hole Punch Model 1300-021 **\$120.00**

3-1/8" Hole Punch Model 1300-029 **\$130.00**
3-3/8" Hole Punch Model 1300-030 **\$220.00**
(Small Autometer Tachometer)

Capacity:
Mild Steel 16 Ga

Aircraft Punch & Flare Tools



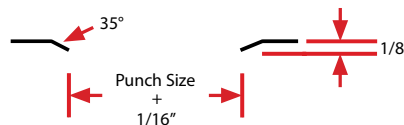
Max Thickness:
Aluminum 14 Ga (.064")
Mild Steel 16 Ga (.059")
Stainless Steel 19 Ga (.040")

Aircraft Punch & Flare Sets

| Size | Part # | Price |
|--------|--------------|----------|
| 1" | 1300-030AC35 | \$130.00 |
| 1-1/4" | 1300-031AC35 | \$130.00 |
| 1-1/2" | 1300-032AC35 | \$145.00 |
| 1-3/4" | 1300-033AC35 | \$145.00 |
| 2" | 1300-034AC35 | \$155.00 |
| 2-1/4" | 1300-035AC35 | \$155.00 |
| 2-1/2" | 1300-036AC35 | \$155.00 |
| 2-3/4" | 1300-037AC35 | \$170.00 |
| 3" | 1300-038AC35 | \$170.00 |
| 3-1/8" | 1300-039AC35 | \$230.00 |
| 3-1/4" | 1300-040AC35 | \$230.00 |
| 3-1/2" | 1300-041AC35 | \$230.00 |
| 3-3/4" | 1300-042AC35 | \$245.00 |
| 4" | 1300-043AC35 | \$245.00 |
| 5" | 1300-044AC35 | \$300.00 |
| 6" | 1300-045AC35 | \$355.00 |

Drill a pilot hole for the draw bolt, apply the tool and tighten the bolt for a smooth, flared edge, in one easy step. Punch hole only by removing female flare ring and use punch and die.

Easily mounts in our Bench Presses.



6pc Punch & Flare Set 1" thru 2-1/2" Model 1300-415 **\$780.00**
(does not include 2-1/4")

7pc Punch & Flare Set 1" thru 3" Model 1300-412 **\$930.00**
(does not include 2-1/4" or 2-3/4")

9pc Punch & Flare Set 1" thru 3" Model 1300-414 **\$1,120.00**

13pc Punch & Flare Set 1" thru 4" Model 1300-413 **\$2,050.00**
(does not include 3-1/8")

Punch & Flare / Punch & Bead Cases

- Store your Punch/Flare Tools Safely
- Case Includes Laser Cut Foam
- Keeps Tooling Organized

1" - 3" Punch & Flare/Bead Case
Model 1300-451 \$36.00

1/2" - 2-1/2" Flare Tool Case
Model 1300-450 \$36.00

1-1/4" x 2" - 2 x 3-1/4"
 Oval Punch & Flare Tool Case
Model 1300-455 \$36.00



Dimple Dies, Flare Tools & Accessories

Dimple Dies



- Adds Strength
- 1/4" Radius
- Enhanced Appearance

Max Capacity:
 0.125" Mild Steel
 4130 Chrome Moly

4 Piece Dimple Die Kit
 (1/2", 1", 1-1/2" & 2")
Model # 1310-310 \$370.00

5 Piece Dimple Die Kit
 (1/2", 1", 1-1/2", 2" & 2-1/2")
Model # 1310-311 \$555.00

6 Piece Dimple Die Kit
 (1/2", 1", 1-1/2", 2", 2-1/2" & 3")
Model # 1310-312 \$745.00

7 Piece Dimple Die Kit
 (1/2", 3/4", 1", 1-1/4", 1-1/2", 1-3/4" & 2")
Model # 1310-313 \$545.00

9 Piece Dimple Die Kit
 (1/2", 3/4", 1", 1-1/4", 1-1/2", 1-3/4", 2", 2-1/2" & 3")
Model # 1310-314 \$940.00

| Dimple Dies | | |
|-------------|----------|----------|
| Size | Part # | Price |
| 1/2" | 1310-301 | \$68.00 |
| 3/4" | 1310-302 | \$68.00 |
| 1" | 1310-303 | \$79.00 |
| 1-1/4" | 1310-304 | \$100.00 |
| 1-1/2" | 1310-305 | \$125.00 |
| 1-3/4" | 1310-306 | \$140.00 |
| 2" | 1310-307 | \$160.00 |
| 2-1/2" | 1310-308 | \$205.00 |
| 3" | 1310-309 | \$235.00 |

Flare Tools



Max Capacity:
 0.063" Mild Steel

Flare tool guide ring centers tooling in your precut hole then draw together with supplied bolt.

- Adds Strength
- Enhanced Appearance

Flare Kit (1/2" thru 2-1/2")
Model 1300-401 \$370.00

| Automotive Flare Sets | | |
|-----------------------|----------|---------|
| Size | Part # | Price |
| 1/2" | 1300-001 | \$47.00 |
| 5/8" | 1300-002 | \$47.00 |
| 3/4" | 1300-003 | \$47.00 |
| 1" | 1300-004 | \$47.00 |
| 1-1/4" | 1300-005 | \$47.00 |
| 1-1/2" | 1300-006 | \$53.00 |
| 1-3/4" | 1300-007 | \$53.00 |
| 2" | 1300-008 | \$53.00 |
| 2-1/2" | 1300-009 | \$53.00 |

Forming Dies



Max Thickness:
 Aluminum 14 Ga (.064")
 Mild Steel 16 Ga (.059")
 Stainless Steel 19 Ga (.043")

Fits all Bench Press Models:
 #2200-M, #2240,
 #2200-H, #2210-HD

| Round Forming Die Sets | | |
|------------------------|----------|----------|
| Size | Part # | Price |
| 1/2" | 1340-010 | \$68.00 |
| 5/8" | 1340-020 | \$68.00 |
| 3/4" | 1340-030 | \$68.00 |
| 1" | 1340-040 | \$68.00 |
| 1-1/4" | 1340-050 | \$68.00 |
| 1-1/2" | 1340-060 | \$74.00 |
| 1-3/4" | 1340-070 | \$74.00 |
| 2" | 1340-080 | \$74.00 |
| 2-1/2" | 1340-090 | \$74.00 |
| Set | 1340-100 | \$575.00 |

| Oval Forming Die Sets | | |
|-----------------------|----------|----------|
| Size | Part # | Price |
| 1-1/4" x 2" | 1350-010 | \$310.00 |
| 1-3/4" x 2-3/4" | 1350-020 | \$340.00 |
| 2" x 3-1/4" | 1350-030 | \$365.00 |
| Set | 1350-100 | \$985.00 |

| Triangle Forming Die Sets | | |
|---------------------------|----------|----------|
| Size | Part # | Price |
| 1-1/2" | 1360-010 | \$310.00 |
| 2" | 1360-020 | \$340.00 |
| 2-1/2" | 1360-030 | \$365.00 |
| Set | 1360-100 | \$985.00 |



Triangle Punch & Flares

For Use In Press to Punch Smooth, Flared Triangular Holes in Sheet Metal Panels

- Heat Treated Tool Steel for Long Life
- Includes Drill Template

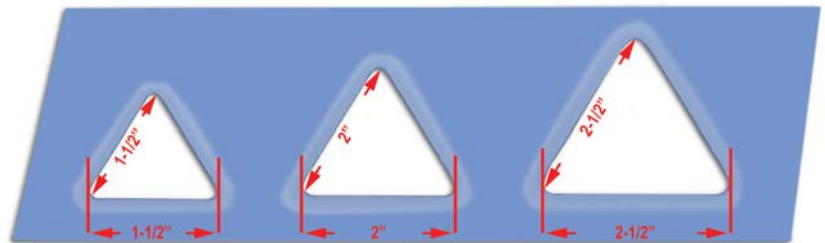
| | | |
|-------------|----------------|------------|
| 1-1/2" | Model 1330-010 | \$470.00 |
| 2" | Model 1330-020 | \$500.00 |
| 2-1/2" | Model 1330-030 | \$520.00 |
| 3 Punch Kit | Model 1330-100 | \$1,465.00 |

*Kit Includes 3 Punches and 1 Universal Press Block



Universal Press Block
Model 1330-001 \$75.00

Material Thickness Capacity:
Aluminum .060"
Mild Steel .060"
Stainless Steel .040"



Oval Punch & Flares

For Use In Press to Punch Smooth, Flared Oval Holes in Sheet Metal Panels

- Heat Treated Tool Steel For Long Life
- Includes Drill Template
- Requires Universal Press Block, sold separately

| | | |
|-----------------|----------------|------------|
| 1-1/4" x 2" | Model 1320-010 | \$470.00 |
| 1-3/4" x 2-3/4" | Model 1320-020 | \$500.00 |
| 2" x 3-1/4" | Model 1320-030 | \$520.00 |
| 3 Punch Kit | Model 1320-100 | \$1,465.00 |

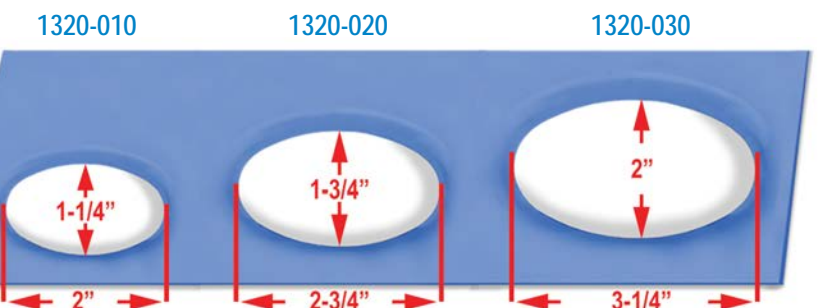
Kit Includes 3 Punches and 1 Universal Press Block



Universal Press Block
Model 1320-001 \$75.00

- Fits All Sizes

Material Thickness Capacity:
Aluminum .060"
Mild Steel .060"
Stainless Steel .040"



Louver Press Kit



- Each kit includes:
- 10-Ton Hydraulic Ram
 - Die Mounting Plate
 - Precision Slide Assembly
 - Blueprints, Bill of Materials and Instructions for building a 48" Throat Louver Press Frame.


Maximum Tooling Capacity
 3" Punch & Flare
 14 Ga Mild Steel

Frame To Be Built By Customer

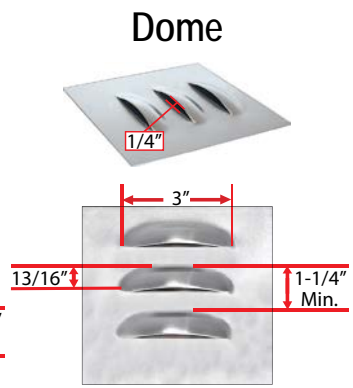
Hydraulic Pump Sold Separately



Frame To Be Built By Customer



Standard



Dome



| LOUVER PRESS KIT (With Hydraulic Ram & Slide Assembly) | | |
|---|------------|------------|
| Size | Part # | Price |
| 1" | 500-LA-041 | \$1,905.00 |
| 2" | 500-LA-042 | \$1,905.00 |
| 3" | 500-LA-043 | \$1,905.00 |
| 4" | 500-LA-044 | \$1,905.00 |
| 5" | 500-LA-045 | \$1,905.00 |
| 3" Dome | 500-LA-046 | \$1,905.00 |
| 4" Dome | 500-LA-047 | \$1,905.00 |

| INDIVIDUAL LOUVER PUNCHES/DIE (Punch & Die only) | | |
|---|---------|----------|
| Size | Part # | Price |
| 1" | 500-041 | \$500.00 |
| 2" | 500-042 | \$500.00 |
| 3" | 500-043 | \$500.00 |
| 4" | 500-044 | \$520.00 |
| 5" | 500-045 | \$520.00 |
| 3" Dome | 500-046 | \$520.00 |
| 4" Dome | 500-047 | \$520.00 |

Louver Press Kit

Accessories



Foot Operated

- 90 PSI Compressed Air
 Air Hydraulic Pump, 6' Hose & Fitting
Model 900-504-6 \$685.00
- Air Hydraulic Pump - **Model 900-504 \$600.00**
 6' Hose - **Model 900-505-6 \$95.00**
 10' Hose - **Model 900-505-10 \$130.00**
 20' Hose - **Model 900-505-20 \$155.00**



Hand Operated

- 115v. 1Ph 60Hz with 10' Operator Cord
 Electric Hydraulic Pump, 6' Hose & Fitting
Model 900-508-6 \$1,785.00
- Optional Foot Control **Model 900-508-FC \$275.00**
- Electric Hydraulic Pump **Model 900-508 \$1,700.00**
 6' Hose **Model 900-505-6 \$95.00**
 10' Hose **Model 900-505-10 \$130.00**
 20' Hose **Model 900-505-20 \$155.00**



*Optional Foot Control

Accepts Our Bench Press & Louver Press Tooling (pp. 42-43)

Most Tooling mounts for front to back use or rotate 90° for side to side use


| | | | | | | | |
|---|--------------------------------------|---------------------|------------------------|---------------------------|---|--|--------------------------|
| <p>1" Radius 3/4" Radius 1/4" Radius</p> <p>Corner Radius Punch</p> | <p>4-1/2"</p> <p>90° Degree Bend</p> | <p>Corner Punch</p> | <p>6"</p> <p>Shear</p> | <p>Louver Punch / Die</p> | <p>Shrinker / Stretcher Deep Throat</p> | <p>Punch & Die Mounting Kit Round, Square & Oblong Punches</p> | <p>Punch & Flare</p> |
|---|--------------------------------------|---------------------|------------------------|---------------------------|---|--|--------------------------|



Power Hammer

New Stronger Arm Design Allows User to Fill Arms with Sand or Shot for Increased Vibration Dampening. Shaping, Shrinking & Stretching and Soft Dies allow you to create compound shapes quickly and easily. The upper hammer stroke is adjustable to help produce the general shape and complete the finish work as well. A leather strap & leaf spring support the upper die assembly, which provides a cushioned blow that closely simulates shaping metal with a bossing mallet and shot bag. Allowing a more controlled movement of the metal, unlike other methods, which use metal to metal dies.

Power Hammer




Throat Depth: 26"
1 Horsepower Motor
Approx 900 Blows per Minute
Based on 60 lb. Yoder M2 Hammer

*Call for a Truckline Shipping Quote



@krs_idaho

#powerhammer



* Double Headed Power Hammer

Model 4200-100-VS \$18,345.00

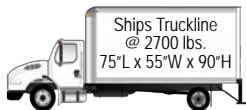
Two Variable Speed Power Hammer Assemblies Mounted on Fabricated Upper & Lower Arm Weldments, Assembled & Mounted on Pedestal, Adjustments & Calibrations Properly Set, Factory Tested

* Single Head Variable Speed Power Hammer

Model 4200-150-VS \$10,885.00

One Variable Speed Power Hammer Assembly Mounted on Fabricated Upper & Lower Arm Weldments, Assembled & Mounted on Pedestal, Adjustments & Calibrations Properly Set, Factory Tested

Includes 1 Upper Flat Die & 1 Lower Radius Die



Ships Truckline
@ 2700 lbs.
75"L x 55"W x 90"H

Includes 1 complete set of Power Hammer Dies (8 Dies).

Power Hammer Dies

Machined from High Quality Tool Steel for Long Life



(A) (B) (C) (D) (E) (F) (G) (H)

* Complete Die Set Included with Double Headed Power Hammer Model #4200-100 \$2,475 if Purchased with Single Head Power Hammer Model #4200-150

| Power Hammer Dies | | |
|--|-------------|----------|
| Die Type (Location) | Part # | Price |
| A Flat (Top) | 4200-602-F | \$210 |
| B 4" Radius (Bottom) | 4200-602-4 | \$210 |
| C 6" Radius (Bottom) | 4200-602-6 | \$210 |
| D 12" Radius (Bottom) | 4200-602-12 | \$210 |
| E 24" Radius (Bottom) | 4200-602-24 | \$210 |
| F Stretching Set (2 Pieces) | 4200-600-ST | \$910 |
| G Shrinking Set (2 Pieces) | 4200-605-SH | \$910 |
| H Soft Set (2 Pieces) | 4200-603-SD | \$300 |
| Complete Die Set (All Dies Listed Above) | 4200-600 | \$3,160* |
| Blank Die | 4200-601 | \$120 |



Power Hammer



Power Hammer - Single Head Kit

Model 4200-200-VS \$4,065.00

Includes: Ram, Anvil, Flywheel, Spring & Belting, 1 HP Motor, 3" Motor Pulley, 6" Motor Pulley, Rod End Bearings (2), Pillow Block Bearing(2), All Hardware & Belt, 1 Upper Flat Die & 1 Lower Radius Die

(Customer must provide Upper & Lower Arm Weldments, and Pedestal)

Choose Radius Die: 4,6,12,24

Upper & Lower Arm Weldment and Pedestal Drawings

Model 4200-410 \$220.00 (Drawings Only)

Drawings Included with any of the Power Hammer Kits



* Power Hammer Pedestal

Model 4200-400 \$3,465.00

12" x 12" x 84" High Quad-Tube mounted on a 4'x4'x1" Thick Base Plate. Pedestal is pre drilled with Support Arm Mount Holes.

(Power Hammer Kit & Arms Not Included in Price)



Fabricated Arms

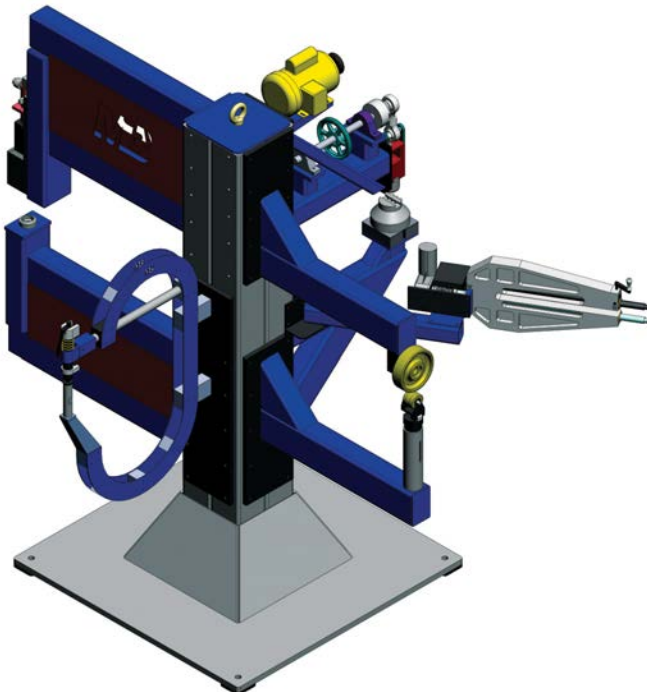
Model 4200-300 \$3,295.00

Upper & Lower Arm Weldment designed to support Mittler Bros. Power Hammer Kit

(Power Hammer Kit Not Included in Price)



Ultimate Fabrication Station



Using a Power Hammer pedestal as a base, Mittler Bros. can attach a variety of equipment to each side, creating the Ultimate Fabrication Station! Louver Press, Bead Roller, English Wheel...the choice is yours! Contact us for a quote!

24" Ultimate Box & Pan Brake

Same Great Features of 48" Box & Pan in a Smaller Package

24" Ultimate Box & Pan Brake



24" Straight Brake
1/8" Mild Steel Capacity



24" Box & Pan Brake
Includes 1", 2", 3" (qty. 1)
6" (qty. 3) Upper Fingers

24" of Work Space!

24" 16 Ga Box & Pan Brake w/ Straight Pinch Fingers [Model 2800-24-16](#) \$2,575.00

24" 16 Ga Box & Pan Brake w/ Radius Fingers [Model 2800-24-16-R](#) \$2,725.00

24" 1/8" Straight Brake [Model 2800-24125S](#) \$2,585.00
(Floor Stand Optional, see page 53)



Ultimate Box & Pan Brake Sample Bends

Just a sample of the hundreds of bends the Ultimate Box & Pan can do!




Double Reverse 90°
Without Bending Side Legs



Triple 90° Radius Bend w/ 90° Reverse Bend
(requires optional radius fingers)



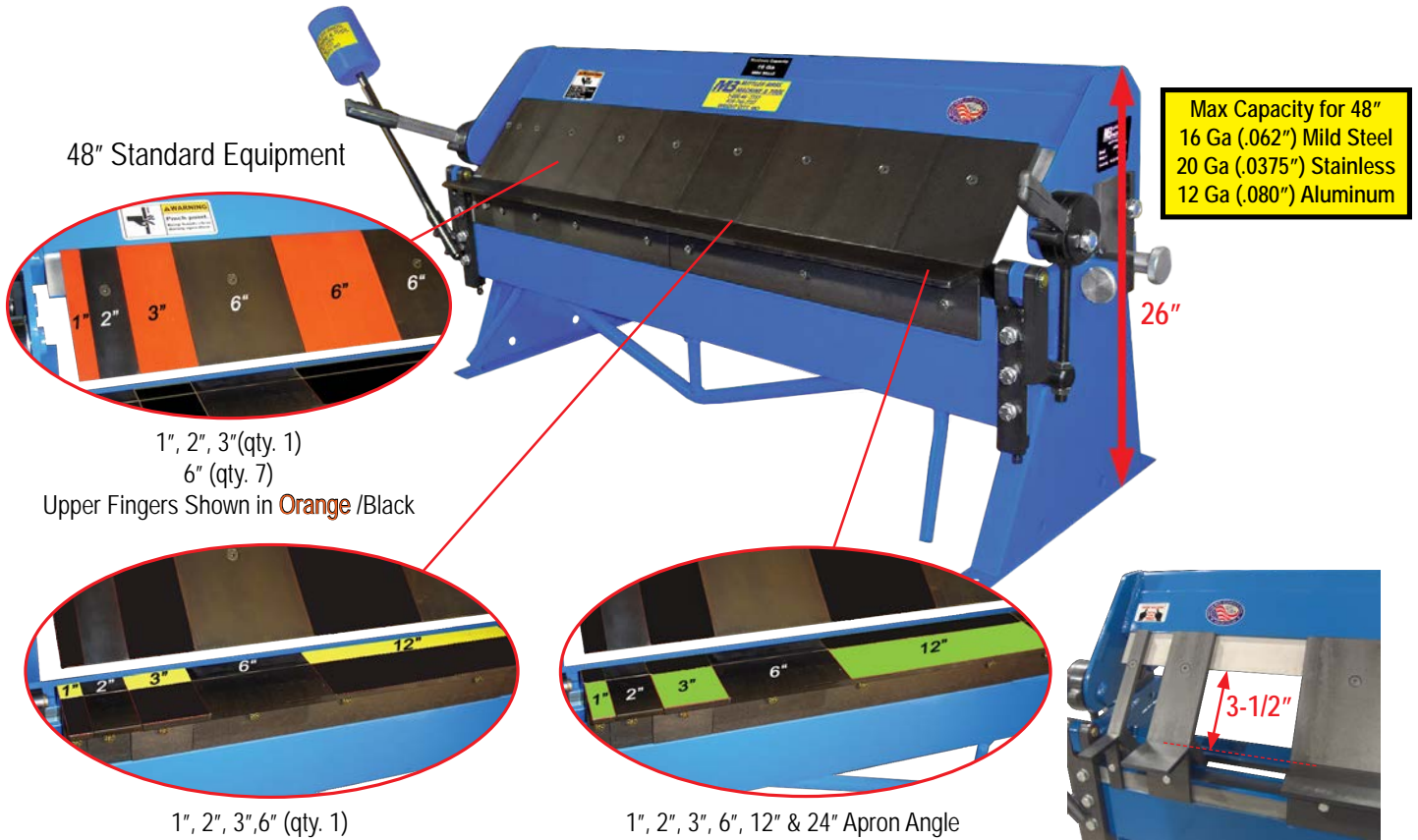
Triple 90° Radius Bend w/ Offset Bend



45° Corner w/ Flanged Lip

48" & 72" Ultimate Box & Pan Brake

48" Ultimate Box & Pan Brake



Max Capacity for 48"
 16 Ga (.062") Mild Steel
 20 Ga (.0375") Stainless
 12 Ga (.080") Aluminum


26"

48" Standard Equipment




1", 2", 3" (qty. 1)
 6" (qty. 7)

Upper Fingers Shown in **Orange** /Black




1", 2", 3", 6" (qty. 1)
 12" (qty. 3)

Bed Fingers Shown in **Yellow** /Black



1", 2", 3", 6", 12" & 24" Apron Angle
 Fingers Shown in **Green** /Black



3-1/2"


3 Segmented Finger Design
 (Color Added for Clarity)

All Three Types Of Fingers Are
 Removable For Greater Material
 Manipulation

- Bending Length: 48" w/ 49" of Clearance
- 125° Degree of Bend Max.
- 3-1/2" Depth of Box Max.
- 2" Down leg Max.
- 1-1/2" Lift of Beam Max.
- Front to Rear Adjustment: 1"
- 1/4" Reverse Bend Min. (with 1/4" Apron Fingers)
- Radius Finger Kits Available
- Wrenchless Upper Adjustment

48" 16 Ga Box & Pan Brake with Straight Pinch Fingers **Model 2800-48-16 \$3,950.00**

(Floor Stand Optional, see page 53)



48" 16 Ga Box & Pan Brake w/ Upper Radius Fingers

Model 2800-48-16-R \$4,250.00

(Substituting Straight Pinch Fingers for Radius Fingers of your choice)

(Optional Floor Stand, see page 53)



#boxandpanbrake

72" 18 Ga Box & Pan Brake **Model 2800-72-18 \$6,975.00**

(Includes Floor Stand)

- Bending Length: 72" w/ 73" of Clearance
- Counterweight at each end of Apron

Max Capacity for 72"
 18 Ga (.050") Mild Steel
 22 Ga (.031") Stainless
 14 Ga (.064") Aluminum

72" Standard Equipment:
 1", 2", 3" (1 pc / ea.) and 6" (qty. 11) Upper Fingers
 1", 2", 3", 6" (1 pc / ea.) and 12" (qty. 5) Bed Fingers
 1", 2", 3", 6", 12" (1 pc / ea.) and 24" (qty. 2) Apron Angle Fingers



48" @ 680 lbs. with stand
 48" @ 585 lbs. without stand
 Skid Size: 75" L x 35" W x 36" H

72" @ 1275 lbs. with stand
 Skid Size: 88" L x 35" W x 45" H



Radius Fingers

Radius Fingers easily exchange for standard Upper Pinch Fingers to create radius bends for making and repairing aircraft, automotive, motorcycle panels and general sheet metal fabrication.

Box & Pan Accessories

| Size | Length | Part # | Price |
|-------|--------|---------------|-------|
| 1/16" | (12") | 2800-A255-K12 | \$290 |
| 1/8" | (12") | 2800-A260-K12 | \$290 |
| 3/16" | (12") | 2800-A270-K12 | \$290 |
| 1/4" | (12") | 2800-A280-K12 | \$290 |
| 5/16" | (12") | 2800-A290-K12 | \$290 |



| Size | Length | Part # | Price |
|-------|--------|---------------|-------|
| 1/16" | (48") | 2800-A255-K48 | \$880 |
| 1/8" | (48") | 2800-A260-K48 | \$880 |
| 3/16" | (48") | 2800-A270-K48 | \$880 |
| 1/4" | (48") | 2800-A280-K48 | \$880 |
| 5/16" | (48") | 2800-A290-K48 | \$880 |

(radius is measured inside of bend)

| Size | Length | Part # | Price |
|-------|--------|---------------|-------|
| 1/16" | (24") | 2800-A255-K24 | \$510 |
| 1/8" | (24") | 2800-A260-K24 | \$510 |
| 3/16" | (24") | 2800-A270-K24 | \$510 |
| 1/4" | (24") | 2800-A280-K24 | \$510 |
| 5/16" | (24") | 2800-A290-K24 | \$510 |

Upper Radius Finger Kits
12", 24", 36", 48", 60" or 72" Available



1/16" Radius



1/8" Radius



3/16" Radius



1/4" Radius



5/16" Radius

Reverse Apron Fingers

Reverse Apron Fingers are easily exchanged for the standard Apron 3" Wide Angle Fingers to allow extremely tight 1/4" or 1/2" reverse bends for creating air boxes, instrument panels, interior panels, etc.

| Size | Length | Part # | Price |
|------------|--------|---------------|-------|
| 1/4" Thick | (12") | 2800-A151-K12 | \$240 |
| 1/2" Thick | (12") | 2800-A150-K12 | \$240 |

| Size | Length | Part # | Price |
|------------|--------|---------------|-------|
| 1/4" Thick | (24") | 2800-A151-K24 | \$360 |
| 1/2" Thick | (24") | 2800-A150-K24 | \$360 |

| Size | Length | Part # | Price |
|------------|--------|---------------|-------|
| 1/4" Thick | (48") | 2800-A151-K48 | \$590 |
| 1/2" Thick | (48") | 2800-A150-K48 | \$590 |



Reverse Apron Finger Kits
12", 24", 36", 48", 60" or 72" Available



Reverse Inside Door Flange

See our website or call for additional kit information and pricing

Pinch Fingers

Pinch Fingers easily exchange for Upper Radius Fingers to create sharp bends.

24" Solid Pinch Finger **Model 2800-A250-24 \$325.00**

24" Wide Leaf Angle Kit **Model 2800-A170-24 \$195**

24" Wide Leaf Finger Kit **Model 2800-A160-K24 \$195**

24" Wide Bed Finger Kit **Model 2800-A050-K24 \$175**


Upper Pinch Finger Kits

12", 24", 36", 48", 60" or 72" Available

For use with 24" Box & Pan Brake for additional bending capacity

See our website or call for additional kit information and pricing

| Length | Part # | Price |
|--------|---------------|-------|
| (12") | 2800-A250-K12 | \$205 |
| (24") | 2800-A250-K24 | \$360 |
| (48") | 2800-A250-K48 | \$615 |



Box & Pan Accessories

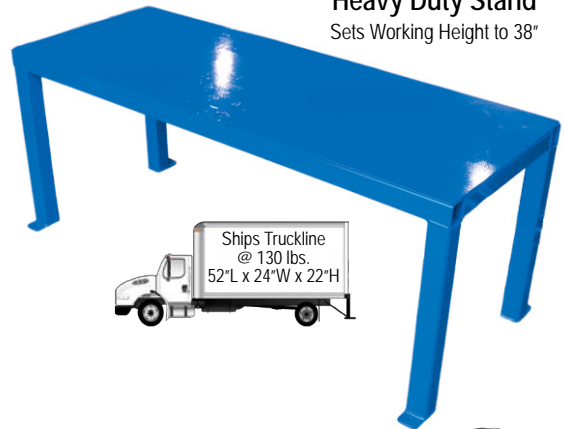
Back Gauge kit



Apron Stop



Heavy Duty Stand
Sets Working Height to 38"



- Heavy Duty Floor Stand For 48" Box & Pan Brake **Model 2800-400 \$310.00**
- Heavy Duty Floor Stand for 24" Box & Pan or Straight Brake **Model 2800-420 \$265.00**
- Apron Stop **Model 2800-A360 \$105.00**
- Back Gauge Kit **Model 2800-A350-K \$105.00 (Pair)**
- Full Length Radius Bar For 48" **Model 2800-A300-48 \$315.00**
- Full Length Radius Bar for 72" **Model 2800-A300-72 \$370.00**
- Casters (2 Swivel, 2 Fixed) With Mount Bars & Hardware **Model 2800-A420 \$105.00**



Digital Angle Gauge
w/ Level
See pg. 17 for more info

Box & Pan Accessories

22 Gauge Straight Brake

Ideal For .040 Aluminum Body Fabrication



The MB 22 Gauge Brake is designed for race car body fabrication. This design is not only economical, but also includes some of the same quality features of our Ultimate Box & Pan Brake. The 72" & 96" Brakes include legs. The 96" includes 1/2" Upper Radius Bar. The Upper Radius Bar is optional on the 72", (mounting holes are pre drilled in 72" brake)



#sheetmetalbrake



72" Shown , 96" Available

- Precision Machined Cam
- Bronze Bearing with Steel Pivot Pin
- Wrenchless Upper Adjustments
- Legs Included

- 72" 22 Gauge Straight Brake **Model 2800-7222S \$1,575.00**
- 72" Radius Bar (Optional) **Model 2800-A310-72 \$160.00**
- 96" 22 Gauge Straight Brake **Model 2800-9622S \$2,195.00**

Max Capacity:
22 Ga (.030") Mild Steel
18 Ga (.040") Aluminum



48" Econo Radius Brake

Many Features of a Full Size Brake at a Fraction of the Price

Radius Brakes


- 1", 2" & 3" Diameter Tubes Included
- Mounts On Your Existing Bench Or Table
- Material Hold Down Clamp
- Degree Wheel for Accurate, Repeatable Bends
- Adjustable Bottom Roll

22GA Mild Steel Capacity



48" Econo Radius Brake
Model 2800-4822RB \$1,575.00

Radius Brakes



4' Radius Brake
Model 2800-4816RB




Standard Equipment

- 16 Ga capacity (18 Ga on 8') in mild steel
- Quick tooling change over
- Convenient radius roll storage on machine
- 1", 2", 2-1/2", 3" & 4" diameter tubes included with 6' and 8' machines.
- 1", 2", 3", 4", 5" & 6-5/8" diameter tubes included with 4' machine
- Note: Tube sizes do not necessarily refer to finished part radius. Material type and thickness will affect the true finished radius.



6' Radius Brake
Model 2800-7216RB



Optional Back Gauge



4' Radius Brake

Model 2800-4816RB \$5,195.00
(6 Radius Tubes & 1 Radius Head) (Ship Weight-750 lbs.)

6' Radius Brake

Model 2800-7216RB \$5,850.00
(5 Radius Tubes & 1 Radius Head) (Ship Weight-840 lbs.)

8' Radius Brake

Model 2800-9618RB \$7,150.00
(5 Radius Tubes & 1 Radius Head) (Ship Weight-1090 lbs.)

Back Gauge

Model 2800-RB-BG \$210.00

Foot Shears

Ideal for the Body Fabricator

Foot Shears




Optional Back Gauge Kit

- Precision Machined Steel Table
- Available in 72" Cut w/ 72" Table or 52" Cut w/ 52" Table
- Reversible Blades for Extended Life
- Adjustable Blade Clearance for Maximum Versatility
- Engraved Scale

52" 16 Ga Foot Shear Model 3000-52-16 \$3,990.00

Back Gauge Kit for 52" Foot Shear Model 3000-52-200 \$395.00


52" Foot Shear Max Capacity
 16 Ga (.059") Mild Steel
 12 Ga (.080") 6061 Aluminum
 24 Ga (.025") Stainless

| | |
|---|-------------------------------|
|  Ships Truck Freight | 52" @ 950 lbs. |
| | Skid Size: 69"L x 47"W x 52"H |
| | 72" @ 1,200 lbs. |
| | Skid Size: 89"L x 47"W x 50"H |

72" Foot Shear Max Capacity
 24 Ga (.024") Mild Steel
 18 Ga (.040") 6061 Aluminum

72" Foot Shear Model 3000-72-24 \$6,250.00

Back Gauge Kit for 72" Foot Shear Model 3000-72-200 \$415.00



Retractable Support Arms

Model 3000-100 \$90.00



Beverly Throatless Shears

The Original Beverly Shear Now Manufactured By
Mittler Bros. Machine & Tool

Hand Shears



Throatless shears are ideal for all-purpose metal cutting tools

They permit any desired cut in heavy gauge materials while still handling lighter gauges without distortion.

B1 Beverly Throatless Shear Model 3600-B1 \$665.00

- 14 Ga mild steel capacity
- 18 Ga stainless steel capacity
- 18" height (less handle)
- 4-1/4" blade length

B2 Beverly Throatless Shear Model 3600-B2 \$915.00

- 10 Ga mild steel capacity
- 14 Ga stainless steel capacity
- 15" height (less handle)
- 4-3/8" blade length

B3 Beverly Throatless Shear Model 3600-B3 \$1,325.00

- 7 Ga mild steel capacity
- 10 Ga stainless steel capacity
- 15" height (less handle)
- 5-5/8" blade length




B1 Replacement
Blade Set

Model 3600-B1-100 \$115.00



B2 Replacement
Blade Set

Model 3600-B2-100 \$148.00



B3 Replacement
Blade Set

Model 3600-B3-100 \$207.00

Beverly Slitting Shears


Equipped with High Carbon, High Chrome Blades

Beverly Shear

MANUFACTURED BY

**MB MITTLER BROS.
MACHINE & TOOL**

Hands Shears



SS2 Replacement
Blade Set
Model 3600-SS2-100 \$172.00



SS3 Replacement
Blade Set
Model 3600-SS3-100 \$170.00

SS2 Beverly Slitting Shear

Model 3600-SS2 \$415.00

- 10 Ga mild steel slitting capacity
- 3/16" mild steel trimming capacity
- 3/16" x 2" bar stock capacity
- 8" height (less 20" handle)
- 3-1/2" blade length
- 14 Ga stainless capacity

SS3 Beverly Slitting Shear

Model 3600-SS3 \$590.00

- 3/16" Ga mild steel slitting capacity
- 1/4" mild steel trimming capacity
- 1/4" x 2" bar stock capacity
- 13" height (less 30" handle)
- 4-1/4" blade length
- 10 Ga stainless capacity

Blade Sharpening Services


Send in your worn and worked Beverly Shear blades for sharpening and make them like new again! With quick lead times, let Mittler Bros. make your classic Beverly Shear like new again!

- B1 Throatless Shear Blade Sharpening (Set) Model 3600-B1-105 \$60.00
- B2 Throatless Shear Blade Sharpening (Set) Model 3600-B2-105 \$70.00
- B3 Throatless Shear Blade Sharpening (Set) Model 3600-B3-105 \$85.00
- SS2 Slitting Shear Blade Sharpening (Set) Model 3600-SS2-105 \$63.00
- SS3 Slitting Shear Blade Sharpening (Set) Model 3600-SS3-105 \$67.00



Bench Mount English Wheel

English Wheels



- 26-1/2" Deep Throat
- 17-1/2" from Bottom frame to Top of Anvil Wheel
- 2-1/2" OD - 2" Wide Flat Top Anvils - Quantity: 6
- 7" OD x 2" Wide Top Wheel
- Rugged 3" x 4" x 1/4" Tube Construction
- Adjustable Anvil Wheel Angle
- Kick Wheel Manual Pressure Adjustment
- Cam Action Release on Top Wheel for Quick & Easy Anvil Change-Out
- Ships UPS - 2 Boxes (129 Lbs. & 38 Lbs.)
- Full Radius Anvil Wheels Available (see pg. 60)

Standard Bench Mount Welded English Wheel **Model 2900 \$1,725.00**
Completely finished, as shown

Unwelded Bench Mount English Wheel Kit **Model 2900-K \$1,450.00**
Unwelded kit includes all machined parts, top wheel assemblies, 6 anvils wheels, cut to length frame material, detailed step by step instructions and blueprints.

Max Capacity:
16 Ga (.059") Mild Steel
10 Ga (.100") Soft Aluminum

Radius Gauge



Ideal for use in confirming outside radius points on panels or to aid in the layout of templates, bucks and forms. They also allow checking English wheel, planishing hammer and calibration die shapes.

- 11 Radius Measurements
- Measures Radiused Parts or Tools
- Made in the USA

Radius Gauge **Model 2900-400 \$22.00**

Floor Stand (for model 2900)



Optional Floor Stand with Locking Casters
Model 2900-300 \$395.00

English Wheel Rubberband



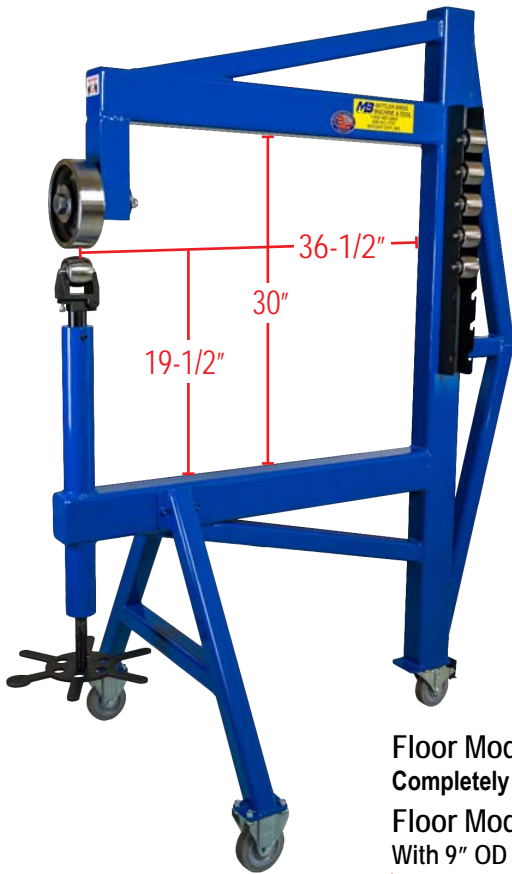
These bands allow you to form metal quicker and have more control your English Wheel. Transfer energy across the work surface under light pressure which enables more material forming per pass.

2" x 7" OD Urethane Rubberband
Model 2900-550 \$18.50



Floor Model English Wheel

A Rugged, Robust Machine for the Metalworking Professional



- Free Standing
- 72" Overall Height
- 50" Overall Depth
- 36-1/2" Deep Throat
- 30" Throat Height
- 2-1/2" OD x 2" Wide Flat Top Anvil Wheels - Quantity: 6
- 7" OD x 2" Wide Upper Wheel
- Built in Anvil Wheel Holder
- Rugged 3" x 4" x 1/4" Tube construction
- Adjustable Anvil Wheel Angle
- Cam Action Release on Top Wheel for Quick & Easy Anvil Change-Out
- Kick Wheel Manual Pressure Adjustment
- Casters - 2 Fixed, 1 Swivel with Lock
- Full Radius Anvil Wheels Available (see pg. 60)



#englishwheel

Max Capacity:
 16 Ga (.059") Mild Steel
 10 Ga (.100") Soft Aluminum



Floor Model English Wheel **Model 4000 \$3,950.00**
 Completely finished, as shown above

Floor Model English Wheel **Model 4010 \$4,500.00**
 With 9" OD x 3" Wide Upper Wheel & 3" OD x 3" Wide Lower Wheels
 * 5 Lower Anvil Wheels do not include 2900-A0 Flat Wheel

Metal Shaper Station

Specifications

- Working Height: 47"
- Width: 52"
- Depth: 55"
- Max. Anvil Opening: 1"
- Weight: 475 lbs.
- Upper Wheel: 2" wide x 4-1/2" Dia.
- Rolls: Case Hardened

6 Anvil Wheels Included

- 2-1/2" Dia x 2" Wide;
- 2900-A0 = Flat
- 2900-A1 = 12" Rad w/ 3/4" Flat
- 2900-A2 = 8-1/2" Rad w/ 1/2" Flat
- 2900-A3 = 5" Rad w/ 3/8" Flat
- 2900-A4 = 3-1/4" Rad w/ 1/4" Flat
- 2900-A5 = 2-3/8" Rad w/ 1/8" Flat



Metal Shaping Work Cell:

- **Hammering / Blocking** to pre-form the custom aluminum or steel parts;
- **Wheeling and raising** metal panels;
- **Shrinking or stretching**;
- **Planishing**; Perfect for motorcycle tanks, hood scoops, fender flares, door skins, etc.

- CNC Machined
- Heat Treated Steel
- Unique Upper Wheel "CAM" Release
- Foot Operated
- Shrinker / Stretcher

Max Capacity:
 16 Ga (.059") Mild Steel
 10 Ga (.100") Soft Aluminum



Metal Shaper Station **Model 3200 \$5,885.00**

Complete with Stand, Shrinker / Stretcher Body with Jaws, 6 Lower Anvil Wheels
 * Full Radius Anvil Wheels Available (see pg. 60)



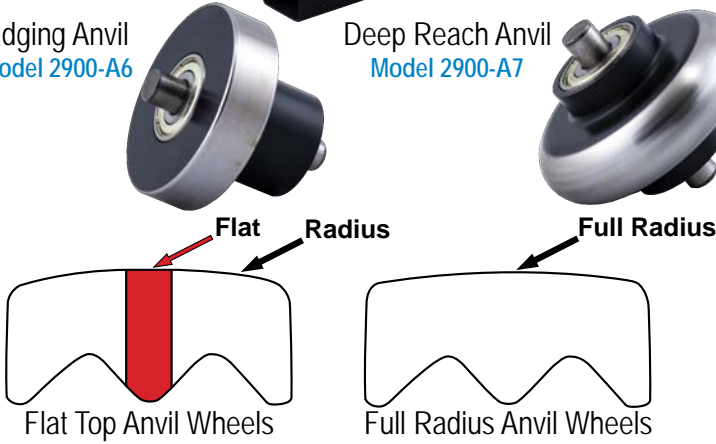
Anvil Wheels

Anvil wheels



Edging Anvil
Model 2900-A6

Deep Reach Anvil
Model 2900-A7




CNC Machined In House / Heat Treated Steel
Hard Turned & Polished After Heat Treat For Concentricity

| Anvil Wheels | | |
|--------------------------------|------------|---------|
| 2-1/2" Diameter x 2" Wide | Part # | Price |
| Flat Top | 2900-A0 | \$100ea |
| 12" Radius w/3/4" Flat Top | 2900-A1 | \$100ea |
| 8-1/2" Radius w/ 1/2" Flat Top | 2900-A2 | \$100ea |
| 5" Radius w/ 3/8" Flat Top | 2900-A3 | \$100ea |
| 3-1/4" Radius w/ 1/4" Flat Top | 2900-A4 | \$100ea |
| 2-3/8" Radius w/ 1/8" Flat Top | 2900-A5 | \$100ea |
| Set of Wheels Above (6 Wheels) | 2900-A | \$555 |
| Edging Anvil | 2900-A6 | \$105ea |
| Deep Reach Anvil | 2900-A7 | \$105ea |
| 1.5" Full Radius | 2900-1.5R | \$100ea |
| 2" Full Radius | 2900-2.0R | \$100ea |
| 3" Full Radius | 2900-3.0R | \$100ea |
| 4" Full Radius | 2900-4.0R | \$100ea |
| 6" Full Radius | 2900-6.0R | \$100ea |
| 12" Full Radius | 2900-12.0R | \$100ea |
| Set of Wheels Above (6 Wheels) | 2900-RA | \$555 |

KEVIN MASSON

Metal Class Shaping

MASTER THE ART OF THE ENGLISH WHEEL



Mittler Bros. Machine and Tool has teamed up with Kevin Masson, who's been specializing in traditional metal shaping techniques for over 30 years, to bring you Metal Shaping Class!

Join us for 2 full course days, where students will fabricate a fully shaped steel panel(s) for a motorcycle gas tank fitted to a wooden buck. The class will focus on the use of the English wheel and other machinery used to shape panels using the roadmap to success. With detailed demonstrations and complete hands on training, students will have the confidence and ability to take a flat piece of metal and produce the desired shape and curvature needed to complete their project. The machinery and tools to be used in this class will consist of bench size English wheels, shrinker-stretchers, bead rollers, beater bag stations with shot bags and mallets.

Enter as any level of metal shaper, and leave with a broader knowledge of how metal moves and is shaped, using the information given on the machinery and the hands-on lessons to build your metal shaping skills. The goal is to accomplish a complete side panel (for beginners) or 2 panels, left and right side (for advanced) fitted to the wooden motorcycle gas tank buck. For the more advanced metal shaper, the focus will be more on perfecting the shaped panels from 80% to 100% with instruction on getting a perfect fit to the buck.

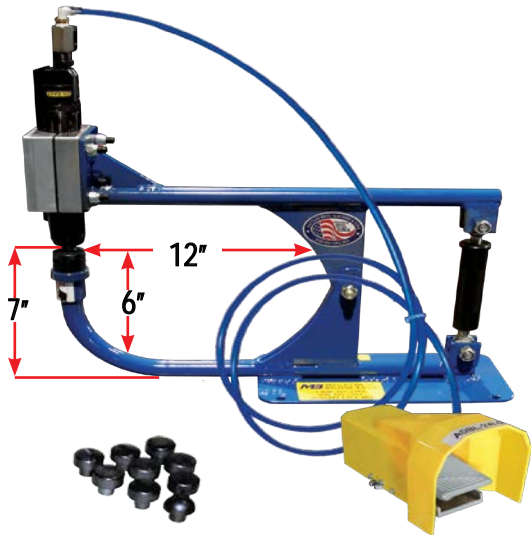
For all related questions or to have your name put on the contact list for class announcements, please e-mail registration@mittlerbros.com!



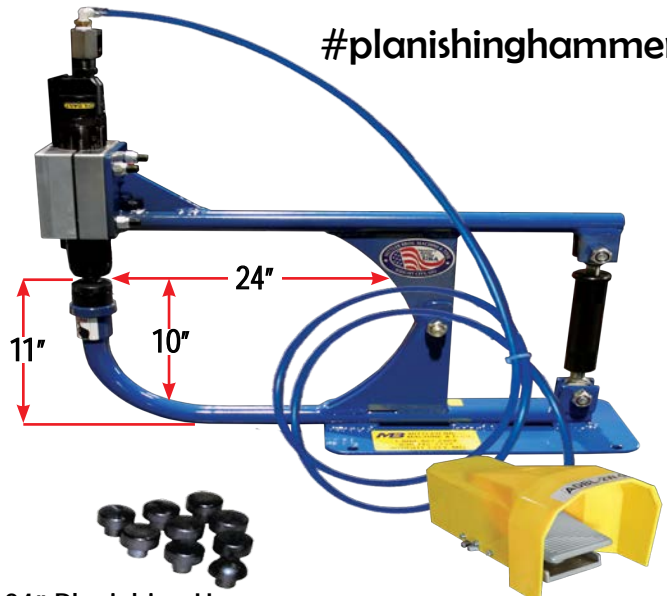
Planishing Hammers

#planishingshammer

Planishing Hammers



12" Planishing Hammer



24" Planishing Hammer

Speed up fabrication time on complex multi-form aluminum and steel panels for creating those impossible to find replacement parts.

- 4600 Hits Per Minute @ 90 PSI
- Adjuster Sets Load Force and Makes Anvil Changes Easy
- Foot Pedal Control for Hands Free Operation
- 12" & 24" Throat Depth Available
- Billet aluminum hammer mounting block eliminates all slippage



12" Planishing Hammer with 9 Radius Steel Anvils **Model 2700 \$1,100.00**

24" Planishing Hammer with 9 Radius Steel Anvils **Model 2700-24 \$1,265.00**



Planishing Hammer Anvil Holder

Mounts to 3100-100 table and holds full set of Anvils

Model 2700-AR \$47.00

(anvils not included)

Capacity
18 Ga (.048") Mild Steel
13 Ga (.062") Soft Aluminum (1100/3003)

| Planishing Hammer Anvils | | |
|--------------------------|----------|----------|
| Description | Part # | Price |
| 3/4" Radius | 2700-010 | \$53.00 |
| 1-1/2" Radius | 2700-011 | \$53.00 |
| 2" Radius | 2700-012 | \$53.00 |
| 3" Radius | 2700-013 | \$53.00 |
| 4" Radius | 2700-014 | \$53.00 |
| 6" Radius | 2700-015 | \$53.00 |
| 8" Radius | 2700-016 | \$53.00 |
| 12" Radius | 2700-017 | \$53.00 |
| Flat | 2700-018 | \$53.00 |
| Complete 9 Pc. Set | 2700-100 | \$395.00 |
| Upper Anvil Head | 2700-516 | \$53.00 |
| Stretcher Die | 2700-024 | \$100.00 |



180° Bend Produced Using NEW Stretcher Die # 2700-024



Optional Floor Stand w/ Locking Casters

Model 3100-100 \$295.00



Heavy Duty Shrinker / Stretcher

MB MITTLER BROS.
MACHINE & TOOL
Jamey Jordan
SIGNATURE SERIES

Max Capacity
16 Ga (.059") Mild Steel
14 Ga (.064") Aluminum
19 Ga (.043") Stainless

- Revolutionary Design
- All Bearing Design for Smooth Operation
- Down Acting/Up Acting
- Comes with Bench Mount Plate
- High Leverage
- Ideal for Professional Metal Worker
- 7" Throat Depth
- Precision Machine Frame
- Stand Available (Model 3100-100 pg. 63)

Jamey Jordan Signature Series Shrinker / Stretcher

Model 570.....\$1,725.00
(Jaws not included)



Replacement Jaw Sets

| | | | |
|-----------------------------|---------------|----------|-----------|
| Shrinker Jaw Set (Steel) | Model 570-200 | \$540.00 | Stretcher |
| Jaw Set (Steel) | Model 570-210 | \$540.00 | |
| Shrinker Jaw Set (Aluminum) | Model 570-220 | \$540.00 | Stretcher |
| Jaw Set (Aluminum) | Model 570-230 | \$540.00 | |



#shrinkerstretcher

Shrinker / Stretcher

Hand Held Shrinker / Stretcher

- Shrink in place without removing work piece
- Works great on large panels to prevent distortion
- Model 590 Includes Standard Shrinker / Stretcher Dies

Standard Hand Held
Shrinker / Stretcher
Model 590 \$675.00

Max Capacity
18 Ga (.047") Mild Steel
14 Ga (.064") Aluminum

Heavy Duty Hand Held
Shrinker / Stretcher
Model 595 \$995.00
(Jaws not included)



Jaw Sets for Model 595


Max Capacity
20 Ga (.035") Mild Steel
16 Ga (.050") Aluminum

| | | |
|------------------------------|---------------|----------|
| Shrinker Jaw Set (Steel) | Model 570-200 | \$540.00 |
| Stretcher Jaw Set (Steel) | Model 570-210 | \$540.00 |
| Shrinker Jaw Set (Aluminum) | Model 570-220 | \$540.00 |
| Stretcher Jaw Set (Aluminum) | Model 570-230 | \$540.00 |



Shrinker / Stretcher


Made In The USA By Lancaster



Max Capacity
 18 Ga (.047") Mild Steel
 14 Ga (.064") Aluminum
 19 Ga (.043") Stainless

Power Shrinker-Stretcher

Model 560.....\$825.00
 (Complete as shown)



- Perfect for Curved Angles and Channels
- 80–120 PSI Air Pressure at 20 CFM
- Speed Adjustable Air Cylinder
- Easy Switch Over with Quick Release Pin
- Foot Pedal Control Leaves Both Hands Free to Guide Work
- Rugged Welded and Coated Frame

Standard Power Kit Only

Model 560-NB \$475.00
 (Complete as shown)



Shrinker / Stretcher Set



Model 550-STSH \$425.00
 (1 Shrinker Body w/Jaws, Handle & 1 Stretcher Body w/ Jaws, Handle)

Individual Bodies

Shrinker Body Model 550-MSHR \$220.00
 (1 Shrinker Body w/Jaws & Handle)

Stretcher Body Model 550-MSTR \$220.00
 (1 Stretcher Body w/Jaws & Handle)

Replacement Jaw Sets

Stretcher Jaw Set Model 550-512 \$130.00
 Shrinker Jaw Set Model 550-511 \$130.00



Shrinker / Stretcher Deep Throat

Extra throat clearance when shrinking or stretching panels.

Mounts in Bench Press

(Models #2200-M, #2240, #2200-H, #2210-HD) & Louver Press

Shrinker / Stretcher Deep Throat Set with Adapters

Model 550-100 \$335.00

Shrinker Deep Throat Set with Adapters

Model 550-101 \$220.00

Stretcher Deep Throat Set with Adapters

Model 550-102 \$220.00

Combo Shrinker / Stretcher Set



Combo Shrinker & Stretcher

Model 550-CU \$330.00

(1 Body with one set of shrinker jaws & one set of stretcher jaws)

Foot Operated Stand

Use your foot to control the machine leaving your hands free to move the metal.

Shrinker / Stretcher Kit w/ Foot Operated Stand

Model 550-FSK \$755.00

(Shrinker, Stretcher & Stand Included in Price)

Stand Only

Model 550-FS \$375.00

(Shrinker / Stretcher Not Included in Price)



Floor Stand

Floor Stand with Locking Casters
 Model 3100-100 \$295.00



Shrinker / Stretcher



CLECO Pliers

Handy tool for sheet metal and body fabrication. Simply drill the hole then apply the spring loaded CLECO to hold your work in place.

Model MB-TP74 \$10.00




CLECO Kits

40 CLECOS & 1 Pliers - either size.

1/8" Cleco Kit MB-102 \$37.00

3/16" Cleco Kit MB-103 \$37.00



Individual CLECOS

| Dia. | Drill Size | Price |
|-------|--------------|-------|
| 1/8" | #30 MB-102-S | \$.75 |
| 3/16" | #10 MB-103-S | \$.75 |



20 Hole Adjustable Rivet Spacer

Uniform spacing of rivets, bolts, nails, etc. Unique fan design expands to 36". Equally spaces up to 20 holes between two given points. Made of 301 stainless steel.

Model MB-12-11700 \$45.00

High Capacity Offset Snips

Red Handle

Cuts left and straight

Model MB-TP904L \$38.00



Green Handle

Cuts right and straight

Model MB-TP904R \$38.00



18 Gauge mild steel capacity.

Ergonomic handle design.

Alloy steel jaws with grooved tips and serrated upper jaws for optimal performance.

Side Grip Clamps

Side Grip Clamps are designed to clamp at the edge of the work area. Ideal for holding work pieces of all types, particularly during bonding, sealing or gluing operations. Plier-operated, Spring loaded, Constant clamping force.

Use MB-TP74 installation tool.

Clamping Capacity (gap) 1/2"

Effective Body Depth (reach) 1"

Body Length 2-3/16"

Model MB-TP125SG \$3.35



Swivel Riveting Tool

Rotates 360° and rivets in any position. High leverage handles for added power. Hardened steel construction for long life. Extended nose for hard to reach places. Will pull 3/32", 1/8", 5/32" & 3/16" rivets.

Model MB-TP844 \$90.00



Hand Seamer

1.5 lbs.

Wide, deep jaws machined for smooth parallel fit.

Forms precise folds and seams.

1" Deep x 3-1/2" wide throat.

Model MB-TP44 \$30.00



Air Rivet Gun

Lightweight, heavy-duty professional

Sets 3/32", 1/8", 5/32", 3/16" steel and aluminum blind rivets without adjustments by changing the nose bushing.

Model 62780 \$169.00



Offset Hand Seamer

1.25 lbs.

Offset design allows for additional leverage.

1-1/4" deep x 3-1/8" wide throat.

Forged steel design.

Model MB-TP44-0 \$89.00



Metal Forming Hand Tools

Soft Face Dead Blow Hammers

These handy plastic mallets are some of our favorites and make a great addition to any home workshop or full-time metal shop.



| | | |
|-------|--------------|---------|
| 21 oz | Model MB-TC1 | \$24.00 |
| 26 oz | Model MB-TC2 | \$27.00 |
| 45 oz | Model MB-TC3 | \$37.00 |

- One Piece Urethane Construction.
- No Exposed Metal on Handles or Heads

Metal Forming Hand Tools

Bossing Mallets

Extra deep reach makes them a "must have" for all types of metal work projects. Each mallet also has two radii for added usefulness and practicality.



| | | |
|------------------|----------------|----------|
| 1.5 Lbs. | Model MB-TCBM1 | \$43.00 |
| 2.3 Lbs. | Model MB-TCBM2 | \$48.00 |
| 3 Lbs. | Model MB-TCBM3 | \$58.00 |
| 3 Pack (# 1,2,3) | Model MB-TCBM4 | \$135.00 |



Straight "T" Dollies

These handy T-Dollies can be used to form flanges and edges by hammering (with hammer or wood slapper) the metal over the rounded dolly. T-Dollies can be hand held or placed in a vise.

| | | |
|-----------|------------------|---------|
| 1/2" x 4" | Model MB-TPA5518 | \$43.00 |
| 3/4" x 6" | Model MB-TPA5519 | \$51.00 |
| 1" x 8" | Model MB-TPA5520 | \$59.00 |



Slappers

Metal shapers know that wood slappers of various shapes, although a seemingly simple tool, quickly become valuable assets in any metal shop.

| | | |
|--------|----------------|---------|
| Flat | Model MB-FFS01 | \$65.00 |
| Curved | Model MB-CFS01 | \$67.00 |
| Round | Model MB-RBS01 | \$77.00 |

Wooden Mallets

A good, all-purpose tool to have in your arsenal. Use a disk sander to easily customize one or both mallet heads to suit the job at hand, or leave as is.



| | | |
|-------------------|----------------|---------|
| Small 2-1/2" dia | Model MB-SUM00 | \$45.00 |
| Medium 2-3/4" dia | Model MB-MUM00 | \$50.00 |
| Large 3" dia | Model MB-LUM00 | \$52.00 |



Shot Bag

Our bags have a suede outer finish and a tanned inner surface for blemish-free metal work.

(Shot Not Included)

| | | |
|-----|----------------|---------|
| 12" | Model MB-LSB12 | \$58.00 |
|-----|----------------|---------|





ATS Rivet Gun

Features a feather-light throttle that's so controllable, you can safely drive a 3/32" rivet. The new 2602A is engineered with your safety in mind by adding an ergonomic, vibration-reducing rubber grip that significantly reduces the hand-numbing effects of vibration shock.

- ATS Rivet Gun Model **MB-2602A** **\$165.00**
- Flat Rivet Set (3/32, 1/8, 5/32, 3/16 sizes) Model **MB-120** **\$34.00**
- Offset Rivet Set (3/32, 1/8, 5/32, 3/16 sizes) Model **MB-121** **\$34.00**




Rivet Start-Up Kit

Our Rivet Start-Up Kit features everything you need to get started! Kit includes: ATS Rivet Gun, Rivet Anvil, Bucking Bar and your choice of 1/8" or 3/16" Universal Head Aluminum Rivets (1/4 lb bags of 1/4", 3/8" and 1/2" length).

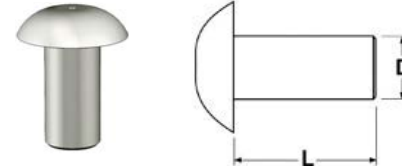
- 1/8" Aircraft Rivet Start-Up Kit Model **MB-RIVKIT-125** **\$245.00**
- 3/16" Aircraft Rivet Start-Up Kit Model **MB-RIVKIT-187** **\$245.00**

Steel Bucking Bar Set (4 PCS)



Set includes four of the most popular bucking bar sizes: 142, 147, 148 and 149. Steel construction.

Model **MB-4PC** **\$83.00**



Universal Head Aluminum Rivets - 1/4 LB

Solid Aluminum.

\$11.00 per Bag

| | |
|------------------|-----------------------|
| 1/8" D x 1/4" L | MB-MS20470-4-4 |
| 1/8" D x 3/8" L | MB-MS20470-4-6 |
| 1/8" D x 1/2" L | MB-MS20470-4-8 |
| 3/16" D x 1/4" L | MB-MS20470-6-4 |
| 3/16" D x 3/8" L | MB-MS20470-6-6 |
| 3/16" D x 1/2" L | MB-MS20470-6-8 |



ATS Rivet Squeezer

TS Pro Series Rivet Squeezer will safely squeeze aluminum rivets up to 5/32" diameter (up to 1/8" dia steel rivets). The unibody handles are forged from a single billet of steel and precisely machined, making them extremely strong and resistant to breakage. The yoke is made of the highest quality tool steel and hardened to resist flex under stress. An adjustable ram eliminates the need for shims. 1" Yoke.

Model **MB-ATSR-1** **\$110.00**



Heavy Duty Rivnut Kit

Includes tool, nosepiece and mandrels in sizes 6-32, 8-32, 10-24, 1/4-20, 10-32, 5/16-18 & 3/8-16. Industrial strength rivnut tool is made from forged steel to withstand hard use. Unique design allows mandrels to be replaced quickly and easily.

Heavy Duty Rivnut Kit Model **MB-39313** **\$140.00**

Aluminum Rivnuts



- Rivnut 6-32 Pack of 10 **MB-RIVNUT-6** **\$4.35**
- Rivnut 8-32 Pack of 10 **MB-RIVNUT-8** **\$4.75**
- Rivnut 10-32 Pack of 10 **MB-RIVNUT-10** **\$5.40**



Squeezer Set Mix - 6 Pieces

Available in 1/8" and 1/4" Body Lengths

Includes 3/32", 1/8", 5/32" and 3/16" universal head sets plus 2 flush sets. Standard 187 shank

- 1/8" Body Length Model **MB-3456-1** **\$34.00**
- 1/4" Body Length Model **MB-3456-2** **\$34.00**

Impala Front Hubs

Direct Replacement - Ideal For Race Cars
 5 X 5 Bolt Pattern
 7" Diameter Provides Proper Wheel Support
 Uses Rotor Adapter Plate To Eliminate Brake Hat
 Hubs Include 5/8" Short Studs, Races & Dust Caps.
 Please Specify Coarse Or Fine Studs.




11-1/2 lbs.
Complete

Impala Spindle Pin **800-013** \$75.00 ea

| Impala Front Hubs & Parts | | |
|--------------------------------|------------|----------|
| Description | Part # | Price |
| Steel Front Hub 9 Lbs. | 1400-IMPS | \$150.00 |
| Steel Hub for #1 or #2 Spindle | 1400-IMP1S | \$150.00 |
| Aluminum Front Hub 7 Lbs. | 1400-IMPA | \$215.00 |
| Inner Bearing (LM48548) | 1400-530 | \$17.50 |
| Inner Race (LM48510) | 1400-508 | \$10.25 |
| Outer Bearing (LM12649) | 1400-529 | \$16.00 |
| Outer Race (LM12610) | 1400-507 | \$8.65 |
| Seal (19753) | 1400-522 | \$6.50 |

These Fit '70 to '76 Spindles



800-013

Front Hubs

Grand National Front Hubs

Race Proven
 5 X 5 Bolt Pattern
 7" Diameter Provides Proper Wheel Support
 Uses Rotor Adapter Plate To Eliminate Brake Hat



Fits SCP GN
Front Spindle

| 5 x 5 Front Hubs & Parts | | |
|------------------------------------|-----------|----------|
| Description | Part # | Price |
| Steel Front Hub | 1400-5x5S | \$150.00 |
| Aluminum Front Hub | 1400-5x5A | \$215.00 |
| Inner Bearing (3383) | 1400-516 | \$68.00 |
| Inner Race (3320) | 1400-518 | \$38.50 |
| Outer Bearing (2687) | 1400-517 | \$69.25 |
| Outer Race for Steel Hub (2630) | 1400-519 | \$71.00 |
| Outer Race for Aluminum Hub (2620) | 1400-520 | \$49.50 |
| Seal (23666) | 1400-521 | \$28.00 |

Hubs Include 5/8" Short Studs, Races & Dust Caps. Please Specify Coarse Or Fine Studs.

Rotor Adapter Plates



| Rotor Adapter Plates | | |
|--|------------|------------|
| Description | Part # | Price |
| 8 Hole Aluminum on 7" Bolt Circle 1-1/4 lbs. | 1400-003-A | \$36.00 ea |
| 8 Hole Steel on 7" Bolt Circle 3 lbs. | 1400-003-S | \$36.00 ea |
| 10 Hole Aluminum on 6.8" Bolt Circle | 1400-002-A | \$36.00 ea |
| 10 Hole Steel on 6.8" Bolt Circle | 1400-002-S | \$36.00 ea |
| 6 Hole Aluminum on 6.25" Bolt Circle | 1400-065-A | \$36.00 ea |

Brake Rotors

Standard Brake Rotors
 (11.75" Dia. x 1.25" Thick) 9 Lbs. Model **1400-532** \$45.00

Light Weight Brake Rotors
 (11.75" Dia. x .810" Thick) 8.5 Lbs. Model **1400-533** \$45.00

Rotor Bolt Kit for 8 Hole Rotors Model **1400-504-13** (13pcs) \$6.00

Rotor Bolt Kit for 10 Hole Rotors Model **1400-504-15** (15pcs) \$7.00



Complete Rear Hub Kits

All Complete Hub Kits are for One Wheel and Come Complete, as Listed Below

Rear Hubs

- Hub with Races and Studs Installed
- Bearings
- Hub Seal and Axle Seal
- Spindle Nut and Lockwasher
- Hub Cap with Screws and O-Ring
- Steel Rotor Adapter with Bolts
- 6061 Drive Flange with O-Ring & Bolts



| Complete Rear Hub Kits | | |
|---|----------------------|-----------|
| Description | Part # | Price |
| Standard Right Rear Kit (LONG COARSE 5/8" STUDS ARE STANDARD) | 1400-402-R | \$365.00 |
| Standard Left Rear Kit (LONG COARSE 5/8" STUDS ARE STANDARD) | 1400-402-L | \$365.00 |
| Light Weight Right Rear Kit (SHORT COARSE 5/8" STUDS ARE STANDARD) | 1400-401-R | \$385.00 |
| Light Weight Left Rear Kit (SHORT COARSE 5/8" STUDS ARE STANDARD) | 1400-401-L | \$385.00 |
| Steel Drive Flange | (add to Above Price) | \$10.00ea |
| 7075 Aluminum Drive Flange | (add to Above Price) | \$20.00ea |

Standard Rear Hubs



8.5 Lbs.
Steel

Hubs Come with Coarse
5/8" Long Studs, Races

- Forged Steel Hub
- Race Proven On Our NASCAR Truck
- Uses Rotor Adapter Plates - Eliminates Brake Hat

| Rear Hubs & Parts | | |
|---------------------------------|------------|----------|
| Description | Part # | Price |
| 5x5 Steel Rear Hub 8.5 Lbs. | 1400-5x5RS | \$165.00 |
| 5x5 Aluminum Rear Hub | 1400-5x5RA | \$250.00 |
| Inner / Outer Race (L610510) | 1400-502 | \$8.75 |
| Inner / Outer Bearing (L610549) | 1400-501 | \$17.25 |
| Axle Seal (SCP-50395) | 1400-511 | \$3.75 |
| Hub Seal (SCP-2168) | 1400-510 | \$5.25 |

Light Weight Rear Hubs



6 Lbs.
Steel

Hubs Come with Coarse
5/8" Short Studs, Races

- Ideal for Light Weight Cars
- Reduces Rotating and Unsprung Weight
- Uses Same Drive Plate & Bearings as Grand National Hub, Shown Above

5x5 Steel Rear Hub With Studs & Races
Model 1400-LWRH..\$185.00 ea

Wheel Studs



| Wheel Studs .690" Knurl (length from under head to end) | | |
|--|----------|--------|
| Description | Part # | Price |
| 5/8" dia x 3-3/4" Long Coarse | 1400-527 | \$4.60 |
| 5/8" dia x 2-3/4" Short Coarse | 1400-523 | \$3.95 |
| 5/8" dia x 3-3/4" Long Fine | 1400-526 | \$5.60 |
| 5/8" dia x 2-3/4" Short Fine | 1400-524 | \$3.70 |



Drive Flanges

All Our Drive Flanges Have A 7" OD For Proper Wheel Support Without A Brake Rotor Hat

Standard Drive Flange

- Suitable For Most IMCA Type Cars
- 6061-T6 Aluminum
- Hard Coat Anodized for Wear Resistance
- Best with Limited Power and Tire

6061 Aluminum Drive Flange with Cap, Bolts, O-Rings

Model 1400-033-6061 \$90.00

1.98 Lbs.



Drive Flanges

Ultimate Drive Flange

- 7075-T6 Aluminum
- Ideal for Any Application
- Suitable for High Horse Power and Big Tires
- Hard Coat Anodized for Wear Resistance

5 X 5 (24 SPLINE) 7075 Aluminum Drive Flange w/ Cap, Bolts, O-Rings

Model 1400-033-7075 \$115.00

1.98 Lbs.



Apply High Pressure Lube to Drive Flanges at each Installation. See Page 71

Steel Drive Flange

- Use Where Rules Won't Allow Aluminum
- High Strength Steel

5 X 5 (24 SPLINE) Steel Drive Flange with Cap, Bolts and O-Rings

Model 1400-006 \$105.00

4.72 Lbs.



Bolt Circle Adapters

4 3/4" or 4 1/2" Bolt Circle

Ideal For Street Stock and IMCA Modified Cars. Allows the use of our proven grand national hub. This is just a thick drive flange with a dual bolt pattern, allowing you to use our 5 x 5 hubs with your stock pattern wheels.

Includes Hub Cap and all required hardware

Widens the track by 11/16" per side, over standard Drive Flange

Bolt Circle Adapter Steel Model 1400-017-S \$180.00 ea

Bolt Circle Adapter Aluminum Model 1400-017-A \$180.00 ea
(Specify 4-1/2" or 4-3/4" BC and Stud Type)



#mittlerbros

MB



9" Racing Housings

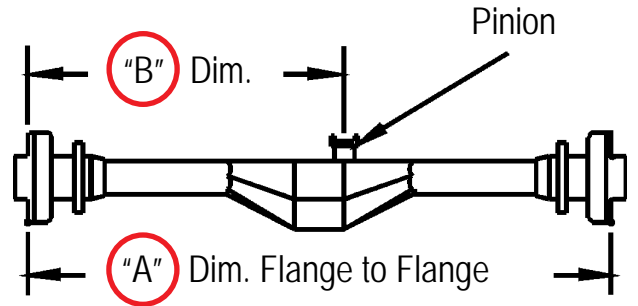
9" Racing Housings



Custom Built to any Width, any Offset!

INCLUDES:

- 1 Pair Standard 5x5 Hubs with Short Coarse Studs **1400-034**
- 1 Pair Standard 6061 24 Spline Drive Flanges **1400-033-6061**
- 1 Pair Rear Hub Accessory Kits, Left / Right **1400-400-L / R**
(Includes bearings, seals, o-rings and hardware)
- 1 Pair Steel Rotor Adapters 8 Hole 7" BC **1400-003-S**
- 1 Pair 28 or 31 Spline Standard GN Axles
- 1 New Housing between 58" and 62" with 3"OD x 3/16" Wall Tubes
- 1 3/4" Allen Fill Plug
- 1 1/2" Allen Drain Plug



Just Give Us Your "A" and "B" Dimensions and We'll Do the Rest

Complete Floater Housing Assembly as Listed Above **\$1,505.00** (\$60 savings over individual parts)

"ECONO"



Model 1000-509

Precision Laser & Robotic Fabrication. Precision Ground Mounting Surface. Close Fit Axle Tube Sockets. Smooth Back, Great for Street Rods Heavy Duty 3/16" Material
22-3/4" Wide

New 9" Ford Housings

Track 9



Model 1000-503 Model 1000-504

Precision Laser and Robotic Fabrication. Internal Gussets Provide Extra Support. Precision Ground Mounting Surface. Close Fit 7" Deep Axle Tube Sockets. High Form 50 Material
NASCAR & IMCA Approved 27" Wide

- Track 9 Housing Standard Weight (1/8" thick) **Model 1000-503 \$360.00**
- Track 9 Housing NASCAR Approved (3/16" thick) **Model 1000-504 \$360.00**
- "ECONO" 9" Ford Housing (3/16" thick) **Model 1000-509 \$275.00**

Basic Rear End Kit



Kits Use 3" Diameter Tubing

Basic Track 9 Kit, As Shown Above, Starting At **\$500.00**



Floater Housing Accessories

| GRAND NATIONAL 5X5 HUB PARTS | | |
|----------------------------------|------------|----------|
| Description | Part # | Price |
| Left Hand 5x5 GN Spindle Nut | 1400-509 | \$16.75 |
| Right Hand 5x5 GN Spindle Nut | 1400-512 | \$7.75 |
| Tang Locking Washer | 1400-513 | \$2.50 |
| Inner / Outer Bearing (#L610549) | 1400-501 | \$17.25 |
| Inner / Outer Race (#L610510) | 1400-502 | \$8.75 |
| Hub Seal (SCP-2168) | 1400-510 | \$5.25 |
| Axle Seal (SCP-50395) | 1400-511 | \$3.75 |
| O'Ring for Drive Flange (241) | 1400-514 | \$1.50 |
| O'Ring for Hub Cap (132) | 1400-515 | \$1.00 |
| Left Hub Accessory Kit | 1400-400-L | \$108.00 |
| Right Hub Accessory Kit | 1400-400-R | \$108.00 |
| GN Hub Cap with O-Ring and Bolts | 1400-009 | \$20.00 |



Hub Accessory Kit (one side)

Grand National Double Spline Axles **\$139.00 ea**
 Specify 28 or 31 Spline

Light Weight Gun Drilled Axles **\$205.00 ea**
 31 Spline Only

Grand National Rear Snout Left Model 800-004-L **\$58.00 ea**
 Grand National Rear Snout Right Model 800-004-R **\$58.00 ea**



Spindle Nut Socket

- Makes Removal and Installation a Breeze
- Fits 1/2" Drive Ratchet and Has Stainless Drive Pins

#12 Grand National Spindle Nut Model 1400-013 **\$60.00 ea**
 #11 Speedway Spindle Nut Model 1400-014 **\$60.00 ea**



High Pressure Lube Extend Drive Flange Life!

We have tested the High Pressure Lube and found it to be the Ultimate Lube for high pressure applications. Also works great for spark plugs, aluminum fittings, etc.

We also recommend High Pressure Lube be applied on a regular basis to improve Drive Flange Life.




Model 1400-531 **\$18.65**

Seals-it

9" Ford Inner Axle Seal

Billet aluminum seal has three o-rings that seal it to the axle tube and two bonded, heavy duty, neoprene inner seals designed to compensate for any amount of axle run out.



Red Model AS9188 2.625" OD
 Gold Model AS9520 2.500" OD
 Blue Model AS9218 2.560" OD
 Silver Model AS9125 2.750" OD

\$59.00 ea.

Rear End Accessories

Rear End Accessories



All housing ends are machined from premium grade mild steel so there is no fear of cracking when MIG welding is used to attach to the housings. All ends are 1" thick, unless stated otherwise.

Early Big Ford Housing Ends. 3.150" Bore 1/2x20 Threaded Holes

Model 1000-260 \$90.00

Early Big Ford Housing Ends. 3.150" Bore, 2" Thick, Uses An Axle Seal, 3/8" Bolt Holes

Model 1000-253 \$90.00

Late Model Big Ford (Torino) Housing Ends. 3.150" Bore, 3/8" Holes

Model 1000-254 \$90.00



Symmetrical / Lamb Housing Ends 3.150" Bore, 3/8" Bolt Holes

Model 1000-255 \$90.00



Oldsmobile Housing Ends 3.150" Bore 3/8" Bolt Holes

Model 1000-251 \$90.00



2-1/2" Fill Cap Assemblies
Includes Steel Weld Bung and Aluminum Cap.

Model 1000-302 \$60.00



1-1/4" Fill Cap Assemblies
Includes Steel Weld Bung and Aluminum Cap.

Model 1000-301 \$48.00



1/2" Pipe Threaded Fitting
Are 1/2" High and 7/8" Register Diameter

Model 1000-320 \$5.00



1/8" Pipe Weld Bung and Vent Fitting Work Great For Race Applications

Model 1000-340 \$5.00



Grade 8 Press-In Face Plate Studs for 9" Fords

Set of 10

Model 1000-505-S \$19.00

Pinion Supports

Heavy Duty Pinion Support For All 9" Ford Cases

- Precision CNC Machined From Billet
- Available In All Popular Configurations

Daytona Bearing Model 1900-001

Big Bearing Model 1900-002

10 Bolt Heavy Duty Model 1900-003



Smart Tool Not Included

Bolt the plate to the right side third member studs. Use a digital level to set pinion angle.

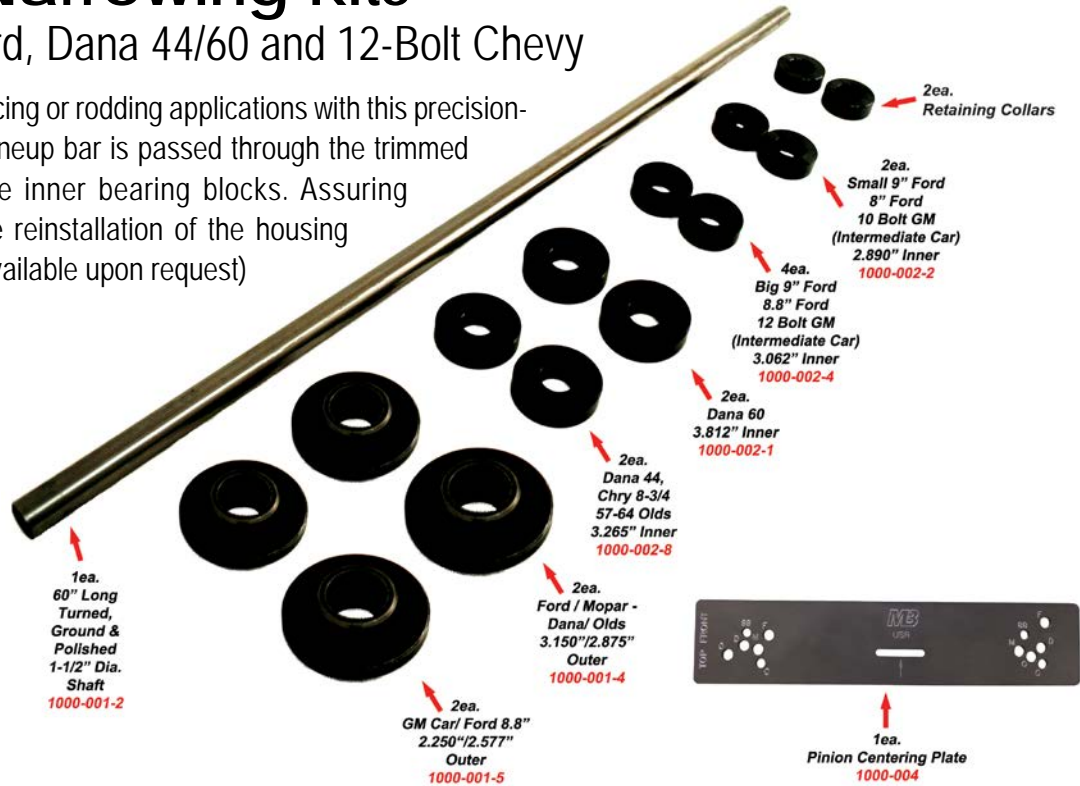
The MB Pinion Angle Plate is a quick and simple method to check and set pinion angle. Use this when first setting up chassis or making bar changes. Allows you to maintain this critical angle.

Pinion Angle Plate Model 1000-310 \$20.00

Rear End Narrowing Kits

For 8", 8.8", 9" Ford, Dana 44/60 and 12-Bolt Chevy

Narrow any rear end for racing or rodding applications with this precision-made kit. A 1-1/2" x 60" lineup bar is passed through the trimmed rear-end housing and the inner bearing blocks. Assuring accurate, true and square reinstallation of the housing ends. (Additional sizes, available upon request)



Rear End Narrowing Kit with 60" Bar, as Described Above, Model **1000-RENK1** \$695.00

Rear End Narrowing Kit with 72" Bar, as Described Above, Model **1000-RENK1-72** \$720.00

| Optional Outer Line Up Blocks | | |
|--|-------------|----------|
| Description | Part # | Price |
| Big Ford / Dana / Olds - 3.150" / 2.875" | 1000-001-4 | \$130.00 |
| GM Car / Ford 8.8" 2.250" / 2.577" | 1000-001-5 | \$130.00 |
| GN Floater Snout Alignment Rings (use with 1000-RENK2) | 1000-005 | \$60.00 |
| Strange Floater Line-Up Pucks 1-1/2" ID | 1000-002-9 | \$180.00 |
| Strange Floater Line-Up Pucks 1-3/8" ID | 1000-002-12 | \$180.00 |
| 14 Bolt GM & 07-20 Chevy Truck | 1000-002-16 | \$130.00 |
| Optional Inner Line Up Blocks | | |
| Dana 60 - 3.812" | 1000-002-1 | \$105.00 |
| Ford 9", 8" / GM 10 Bolt - 2.890" | 1000-002-2 | \$90.00 |
| Dana 44 / Olds 57-64 / Chry 8-3/4" - 3.265" | 1000-002-8 | \$105.00 |
| Ford 9", 8.8" / GM 12 Bolt Car 3.062" | 1000-002-4 | \$90.00 |
| Tube Line Up Ring for Floater Kit (1000-RENK2) | 1000-006 | \$90.00 |
| Line Up Puck 14 Bolt Inner 3.543 | 1000-002-14 | \$105.00 |

Pinion Centering Plate



Use this Precision Machined and Engraved Steel Plate to Locate Your Pinion Centerline when Narrowing a Housing or Checking Offsets. Fits 9" Ford, 8.8" Ford, 12 Bolt Chevy, Dana 60, 8-3/4" Mopar & Oldsmobile.

Pinion Centering Plate Model **1000-004** \$90.00

Custom Line Up Blocks Available Upon Request

1ea. 60" Long Turned, Ground & Polished 1-1/2" Dia. Shaft Model **1000-001-2** \$170.00

1ea. 72" Long Turned, Ground & Polished 1-1/2" Dia. Shaft Model **1000-001-3** \$200.00

Narrowing Kit For 9" Ford Floater Housings (for Mittler Bros. GN Snouts)

Fabricate A Precision Floater Housing, With This Kit That Includes: Inner Blocks To Fit 9" Ford (Specify Size), Tube Alignment Rings To Square Tube With Center, Snout Alignment Rings, 72" Alignment Bar and Pinion Centering Plate.

Floater Rear End Narrowing Kit, as Described Above Model **1000-RENK2** \$550.00

Off Road Housings & Hubs

- Tig Welded
- Drain and Fill Plugs, Installed

- CAD/CAM Designed
- Precision Ground Mounting Plate



Off Road Basic Housing
We Can Fabricate A Housing For Any Application
Call for a Quote!



@drdarby.tsl



Optional Bracing Shown


Tube Options Available
3" - 1/4 Wall, 3.25" - 1/4 Wall,
3.5" - 1/4 Wall, 4" - 1/4 Wall


Off Road Housings & Hubs

Off Road Rear Hub Kits



| Off Road Rear Hub Kits | | |
|--|------------|----------|
| Description | Part # | Price |
| 5x5-1/2 Right Rear Hub Kit - 40 spl (LONG COARSE 5/8" STUDS ARE STANDARD) | 1400-403-R | \$595.00 |
| 5x5-1/2 Left Rear Hub Kit - 40 spl (LONG COARSE 5/8" STUDS ARE STANDARD) | 1400-403-L | \$595.00 |
| 5x5-1/2 Right Rear Hub Kit - 24 spl (LONG COARSE 5/8" STUDS ARE STANDARD) | 1400-406-R | \$595.00 |
| 5x5-1/2 Left Rear Hub Kit - 24 spl (LONG COARSE 5/8" STUDS ARE STANDARD) | 1400-406-L | \$595.00 |

| Off Road Spindle Snout | | |
|---|------------------|----------|
|  | 3" OD | |
| Off Road 4130 Snout, Left | Model 800-005-ML | \$150.00 |
| Off Road 4130 Snout, Right | Model 800-005-MR | \$150.00 |

| Rotor Adapter Plates | | |
|---|-------------|--------------|
|  | | |
| 8 Hole Steel on 7" Bolt Circle 3 lbs | 1400-003-S | \$36.00 / ea |
| 10 Hole Steel on 6.8" Bolt Circle | 1400-002-S | \$36.00 / ea |
| Rotor Bolt Kit 18 pcs | 1400-505-18 | \$8.00 |

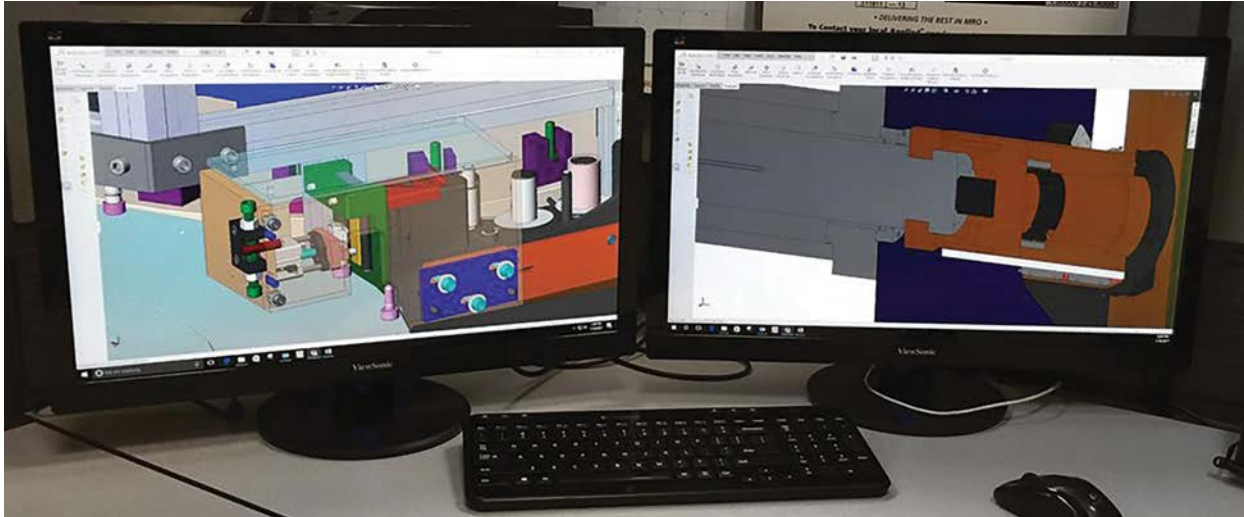
| 5x5-1/2 Steel Drive Flange | | |
|------------------------------|-------------|----------|
| Description | Part # | Price |
| 24 Spline Steel Drive Flange | 1400-043-24 | \$200.00 |
| 40 Spline Steel Drive Flange | 1400-043-40 | \$210.00 |

| Off Road 5x5-1/2 Hub Parts | | |
|--|------------|----------|
| Rear Hub 5x5-1/2 Standard Steel with Races & Long Course 5/8" Studs | 1400-052 | \$180.00 |
| Bearing #L610549 - Timkin | 1400-536 | \$95.00 |
| Bearing Race #L610501 - Timkin | 1400-537 | \$40.00 |
| #12 Spindle Nut with Lock ring - Right Hand Thread | 1400-538 | \$17.00 |
| #12 Spindle Nut with Lock ring - Left Hand Thread | 1400-539 | \$17.00 |
| O-Ring for Drive Flange to Hub - Large | 1400-514 | \$2.00 |
| Seal - Hub | 1400-510 | \$5.25 |
| Seal - Axle | 1400-511 | \$3.75 |
| O-Ring for 40 Spline Hub Cap 01-135 | 1400-535 | \$1.00 |
| O-Ring for 24 Spline Hub Cap 01-132 | 1400-515 | \$1.00 |
| Rear Dust Cap with bolts & O-Ring - 40 Spline | 1400-054 | \$20.00 |
| Rear Dust Cap with bolts & O-Ring - 24 Spline | 1400-009 | \$20.00 |
| Left Hub Accessory Kit - 40 Spline | 1400-404-L | \$210.00 |
| Right Hub Accessory Kit - 40 Spline | 1400-404-R | \$210.00 |
| Left Hub Accessory Kit - 24 Spline | 1400-405-L | \$210.00 |
| Right Hub Accessory Kit - 24 Spline | 1400-405-R | \$210.00 |



Private Label Engineering & Manufacturing

Do you have a product idea but no means to see it through to production?
Let Mittler Bros. help!



Mittler Bros. can be your product development company. Our team of engineers can take a look at any project idea that you have and either develop it for you to sell under a private label or market the product under the Mittler Bros. brand, while you receive royalties.

All discussions are held under a Non-Disclosure Agreement so your intellectual property remains safe, with you!



Initial HydroShox
3D Model


Prototype HydroShox

Actual Production
HydroShox

HydroShox are a recent example. The project started as a phone call and napkin sketch. The prototype was finished 8 weeks later! We'd love to work on YOUR idea!


ALL DESIGN AND DEVELOPMENT COMPLETED IN THE USA!

In today's market, quality, cost and throughput have become the most important factors in industrial manufacturing. We have a team of well trained American engineers and fabricators working every day to make each project a success. Increase production speed and enhance your efficiency. Contact Mittler Bros. Machine & Tool for your next project, we provide creative solutions and effective designs.



Industrial Design & Build

Industrial Design & Build



Mittler Bros. offers the following services:

- CNC Contract Manufacturing Service
- SolidWorks 3D Modeling
- Robotic Integration
- PLC Programming
- High Definition Plasma Cutting
- Custom Machine Design and Build
- Electron Control Design and Panel Building
- Certified Welding and Fabrication
- Hydraulic/Pneumatic Control Design
- Bead Blast and Painting

Call us at 636-745-7757 or email industrial@mittlerbros.com and let us help you with any projects that you may have!



HydroShox

Combines the Adjustability of Hydraulics with the Damping of Coil Over Shocks

Hydroshox

Cylinder in Lowered Position

Adjustable Ride Height

Cylinder in Raised Position

Coil-Springs

Tuned Shock For Ride Control



Braided Stainless Steel Hydraulic Lines



12v Hydraulic Pump



Hydraulic Manifold



Hydraulic Fittings





Laser Engraved Switch Panel



Fluid Reservoir

Hydroshox Ride Controller (Add-on for Hydroshox)

- Programmable Height Settings
- Touch screen in-car controller
- Mobile app control



Hydroshox Ride Controller **COMING SOON**

HydroShox

HydroShox



Kit Includes:

- (4) Hydroshox – specify travel: 4", 5" or 4"(2) and 5"(2)
- (4) Coil Springs – specify your requested rate for front and rear, 350-2,000 lbs
- (1) 12v hydraulic pump
- (1) Remote fluid reservoir
- (1) Billet hydraulic manifold with flow controls and solenoid valves
- (1) Switch panel with independent front and rear control
- (5) Quarts of hydraulic oil
- Switch panel with wiring harness
- DIY bulk stainless braided hose and all fittings
- Detailed installation instructions



Stud Mount
Option Available

See Website
for Detailed
Drawings

| HYDROSHOX | | |
|---|-----------|------------|
| Description | Part # | Price |
| Hydroshox Kit with 4" Travel, Bearing Mount | 87400 | \$4,995.00 |
| Hydroshox Kit with 4" Travel, Bearing Mount (2) Stud Mount (2) | 87400-2S | \$4,995.00 |
| Hydroshox Kit with 4" Travel (2) and 5" Travel (2), Bearing Mount | 87450 | \$5,125.00 |
| Hydroshox Kit with 4" Travel Stud Mount (2) and 5" Travel Bearing Mount (2) | 87450-2S4 | \$5,125.00 |
| Hydroshox Kit with 4" Travel Bearing Mount (2) and 5" Travel Stud Mount (2) | 87450-2S5 | \$5,125.00 |
| Hydroshox Kit with 5" Travel, Bearing Mount | 87500 | \$5,250.00 |
| Hydroshox Kit with 5" Travel, Bearing Mount (2) Stud Mount (2) | 87500-2S | \$5,250.00 |



Quarter Midget Shocks **VISION** Series

Quarter Midget Shocks

Tanner by Mittler, with feedback from customers, has designed, developed and extensively tested our new Vision quarter midget shock. The Vision shock is the most universal, user friendly shock available and yields some of the fastest lap times. We have extracted the solid features from our Platinum 4 shock such as the NO LEAK seal, quick change spring feature, Titanium Nitride shaft coating and added several additional PERFORMANCE driven features such as:

- 62% increased air/gas chamber
 - Micro Tower shim support
 - PERIMETER FLOW pistons
 - Sandvick shim stacks
 - Lightest shock on the market
- One of the most important shock characteristics not widely discussed is Hysteresis, which is the delay a shock sees when changing direction or reaches high shaft velocities. Typically a shock that does not change direction well will reduce grip. Reduced grip is simply slower lap times. The same holds true for a shock with high shaft velocities. At high shaft speeds the internal flow capabilities can cause a hydraulic lock. A Quarter Midget will see shaft speeds double of what you will see on a typical NASCAR race car or even a Sprint car and the Vision shock has addressed this SUCCESSFULLY.

The "Quad Flow" includes bias porting, radial channeling and calibrated bleed. Quad Flow pistons draw fluid from the wall of the shock where the temperature is coolest, reducing shock fade. The unique design provides flow characteristics that will allow for a linear, digressive or progressive valving curve.



VISION Series

| Standard | Split Valve |
|--|-------------|
| 85550-3 | 85550-3/5 |
| 85550-4 | 85550-5/3 |
| 85550-5 | 85550-4/6 |
| 85550-6 | 85550-6/4 |
| \$245.00 | |
| <i>Complete Shock with Coil Over Kit</i> | |

QUAD FLOW Series

| Standard | Split Valve |
|--|-------------|
| 85550-3 Q | 85550-3/5 Q |
| 85550-4 Q | 85550-5/3 Q |
| 85550-5 Q | 85550-4/6 Q |
| 85550-6 Q | 85550-6/4 Q |
| \$245.00 | |
| <i>Complete Shock with Coil Over Kit</i> | |

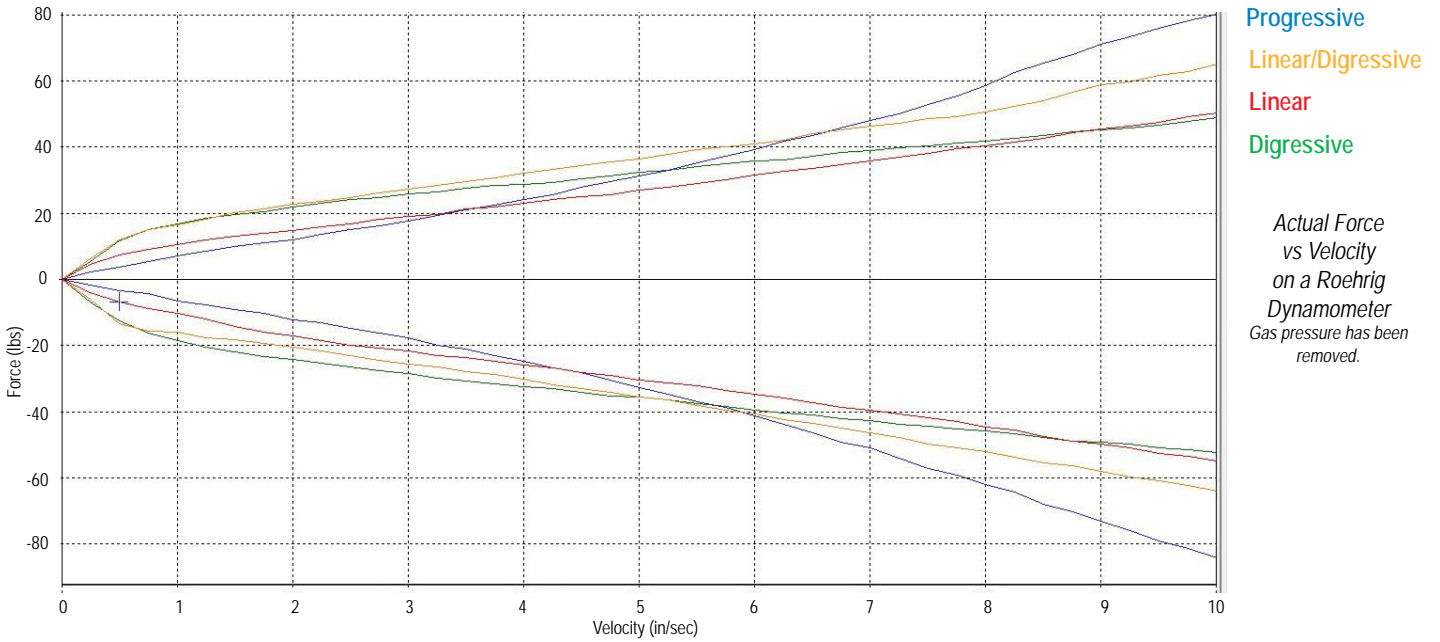


See Page 85
For Complete Spring Selection

MB



Quarter Midget Shocks



Graph demonstrates the 4 most used shock curves in Motorsports; Linear, Digressive, Progressive and Linear/Digressive.

G2-G3 Shocks - Linear; Platinum 4 Shocks - Digressive; **VISION** Shocks - Digressive
VISION QUAD FLOW Series - Linear, Progressive, Digressive, or Linear/Digressive

Quarter Midget Shocks

Generation 2



| G2 Standard | G2 Split Valve |
|-------------|----------------|
| 85510-2 | 85510-3/5 |
| 85510-3 | 85510-5/3 |
| 85510-4 | 85510-4/6 |
| 85510-5 | 85510-6/4 |
| 85510-6 | |

\$210.00
Complete Shock with Coil Over Kit

- Calibrated Fluid to Gas/Air Chamber Balance
- Titanium Nitride Coated Shaft
- Pinch Style Spring Adjustment Collar
- Hybrid Shaft Seal
- User Revalveable/Rebuildable
- Custom Valving Available
- Maintenance Free Design
- Coil Kit Included with All Shocks
- Indexed Spring Cone
- Fine Thread Adjustment

Coil Spring Mounting Kit Included With Each G2 Shock

NO Leaks!

Platinum 4

Internal design components such as the High Flow Digressive Piston, improved separator cavity balance, carbon fiber shim technology, Titanium Nitride coated shaft and hybrid shaft seal are some of the reasons the Platinum 4 dominated the 2009 Quarter Midget Season.



| P4 Standard | P4 Split Valve |
|-------------|----------------|
| 85540-3 | 85540-3/5 |
| 85540-4 | 85540-5/3 |
| 85540-5 | 85540-4/6 |
| 85540-6 | 85540-6/4 |

\$230.00
Complete Shock with Coil Over Kit

- High Flow Digressive Control Piston
- User Revalveable (No Piston Change Required)
- Pinch Style Spring Adjustment Collar
- Hybrid Shaft Seal
- Titanium Nitride Coated Shaft
- Custom Valving Available

Shock Rebuilding

Shock Rebuilding

Shock Inflation Tool



Shock Inflation Tool Model 75590 \$63.50

Shock Rebuild Drip Cup



Drip Cup Model 75566 \$27.00



Shock Rebuild Tool Kit

Shock Rebuild Tool Kit Model 75594 \$135.00

Shock Vise



- Shock Rebuilding Made Easier
- Holds Shock Top, Body and Piston Shaft
- Clamp in Existing Vise or Bolt Down

Shock Vise Model SV-2 \$275.00

Universal Shock Wrench

Fits All Tanner by MB Shocks



Shock Wrench Model 75575 \$27.75

Shock Jaws

Fits All Tanner by MB Shocks

Shock Jaws
Model 75570
\$33.00




Rebuild Your Shocks With These Handy Tools

Valve Core Tools



Deluxe Valve Core Tool Model 22460 \$13.50



Deluxe Valve Core Tool w/10 Valve Cores Model 22470 \$16.50

Shock Oil

Specially Formulated for Shock Applications



| | | |
|------------------------------------|-------------|---------|
| Pint Shock Oil Fills 6 Shocks | Model 75540 | \$9.75 |
| Quart Shock Oil Fills 12 Shocks | Model 75545 | \$18.00 |

Shock Body Jaws

Fits All Tanner by MB Shocks

Shock Body Jaws
Model 75572
\$24.00



Shock Inflation Adapter



Inflation Adapter Model 75580 \$14.00

Shock Service Parts

Shock Rebuild Kit

Old Style
G2 / G3 Rebuild Kit
Built Prior to Jan. 2009



Old Style G2 / G3 Rebuild Kit
Model 85642 \$13.00

New Style
G2/G3/P4 Rebuild Kit



G2/G3/P4 Rebuild Kit
Model 85742 \$13.00

VISION Rebuild Kit



VISION Rebuild Kit
Model 85842 \$13.00

Shock Master Rebuild Kit



| | | |
|--------------------------------------|-------------|---------|
| Old Style G2 / G3 Master Rebuild Kit | Model 85605 | \$91.50 |
| G2/G3/P4 Master Rebuild Kit | Model 85705 | \$91.50 |
| VISION Master Rebuild Kit | Model 85805 | \$91.50 |


(Each Kit Rebuilds 8 Shocks)

Shock Master Valving Kit




| | | |
|---|-------------|----------|
| G2 / G3 Shock Master Valving Kit | Model 85600 | \$285.00 |
| P4 Shock Master Valving Kit | Model 85700 | \$285.00 |
| VISION Shock Master Valving Kit | Model 85800 | \$305.00 |
| QUAD FLOW Shock Master Valving Kit | Model 85900 | \$305.00 |

G2 / G3 Carbon Shim Kit



G2 / G3 Carbon Shim Kit
Model 85602 \$65.00


P4 Carbon Shim Kit



P4 Carbon Shim Kit
Model 85702 \$65.00

VISION

Sandvick Steel Shim Kit



VISION Shim Kit

Model 85802 \$83.00

(Kit Contains Shims
To Completely Valve 4 Vision Shocks)

Shim Kits

QUAD FLOW

Sandvick Steel Shim Kit



QUAD FLOW Shim Kit

Model 85902 \$83.00

(Kit Contains Shims
To Completely Valve 4 Vision Shocks)

Shock Service Parts

Shock Shafts



G2/G3/P4
Flat Spring Cone
#85525 \$16.50



Shaft Guide
#85730 \$34.50



| | | |
|---|-------------|---------|
| G2 / G3 Shock Shaft (2 Pack) | Model 85610 | \$55.00 |
| P4 / VISION Shock Shaft (2 Pack) | Model 85710 | \$55.00 |


Quad Flow Shim Stop
#8553-07 \$4.75



Scalloped Spring Cone
#85822 \$21.00



Adjustment Nut
#85827 \$22.00



Cone Spacer
#85523 \$5.50



Rod End
#85524 \$8.25



| Bare Shock Parts | | | | | |
|--|----------|---------|-------------------------------------|----------|--------|
| Description | Part # | Price | Description | Part # | Price |
| G2/G3 Control Piston | 8551-080 | \$22.00 | New Style Shaft Seal | 8551-141 | \$4.75 |
| G2/G3 Control Piston Shim [split valve only] | 8551-082 | \$3.50 | Bronze Bushing | 8551-150 | \$2.75 |
| G2/G3 Bleed Spacer | 8551-084 | \$1.50 | #6 O-Ring [Bleed Screw] | 8551-180 | \$1.00 |
| P4 Primary Shim | 8551-086 | \$3.50 | Valve Core | 8551-210 | \$1.25 |
| P4 Secondary Shim | 8551-087 | \$1.50 | Control Piston Band | 8551-220 | \$3.25 |
| G2/G3/P4 Separator Piston | 8551-090 | \$4.50 | Shaft Guide O-Ring | 8551-230 | \$1.25 |
| Gas Fill Port | 8551-100 | \$8.25 | G2/G3/P4 Separator Cap O-Ring | 8551-240 | \$1.25 |
| Spherical Bearing | 8551-120 | \$9.25 | G2/G3 AN Washers for control piston | 8551-250 | \$1.00 |
| 3/4 Internal Snap Ring | 8551-130 | \$2.00 | Internal Shaft O-Ring | 8551-270 | \$1.25 |
| G2/G3 Shaft Seal [Old Style U-Cup] | 8551-140 | \$2.75 | G2/G3/P4 Separator Piston O-Ring | 8551-280 | \$1.25 |

Evolution Of The Tanner Shock Piston



G1 Piston
1999 - 2003



G2 Piston
2004 - Present



P4 Piston
2008 - Present



VISION Piston
2011 - Present



Quad Flow Piston
2014 - Present

Quarter Midget Springs

Fits ALL Quarter Midget Shocks

All Springs are not created equal. Each rate of a HOT SPRING & RED HOT SPRING is custom designed to an optimized stress level. The optimized stress level creates a consistently quicker recovery, allowing the tire to follow the back side of bumps and undulations, promoting quicker lap times.

Quarter Midget Springs

| 3 1/2" Red Hot Springs | |
|------------------------|---------|
| Lbs. per Inch | Part # |
| 75# / in. | 753-75 |
| 80# / in. | 753-80 |
| 85# / in. | 753-85 |
| 90# / in. | 753-90 |
| 95# / in. | 753-95 |
| 100# / in. | 753-100 |
| 105# / in. | 753-105 |
| 110# / in. | 753-110 |
| 115# / in. | 753-115 |
| 120# / in. | 753-120 |
| 125# / in. | 753-125 |
| 130# / in. | 753-130 |
| 135# / in. | 753-135 |
| 140# / in. | 753-140 |
| 145# / in. | 753-145 |
| 150# / in. | 753-150 |
| 155# / in. | 753-155 |



HOT SPRINGS

5" Tall

All Springs
\$24.95!

| 5" Hot Springs | |
|----------------|---------|
| Lbs. per Inch | Part # |
| 55# / in. | 752-55 |
| 60# / in. | 752-60 |
| 65# / in. | 752-65 |
| 70# / in. | 752-70 |
| 75# / in. | 752-75 |
| 80# / in. | 752-80 |
| 85# / in. | 752-85 |
| 90# / in. | 752-90 |
| 95# / in. | 752-95 |
| 100# / in. | 752-100 |
| 105# / in. | 752-105 |
| 110# / in. | 752-110 |
| 115# / in. | 752-115 |
| 120# / in. | 752-120 |
| 125# / in. | 752-125 |
| 130# / in. | 752-130 |
| 135# / in. | 752-135 |
| 140# / in. | 752-140 |
| 145# / in. | 752-145 |
| 150# / in. | 752-150 |
| 155# / in. | 752-155 |
| 160# / in. | 752-160 |
| 165# / in. | 752-165 |
| 170# / in. | 752-170 |
| 175# / in. | 752-175 |
| 180# / in. | 752-180 |
| 185# / in. | 752-185 |



RED HOT SPRINGS

3-1/2" Tall

Springs

Each Rate Has A Calibrated Wire Diameter

CNC Wound With Optimum Pitch

Open Pitch Design Yields Instant Recovery

Precision Ground Closed Ends

Quarter Midget & Go Kart

Quarter Midget & Go Kart

Tach Mounting Brackets

Sendec Style Bracket

Mychron Style Bracket



| | | |
|----------------------|-------------|---------|
| 5/8" Mychron Bracket | Model 75023 | \$31.50 |
| 3/4" Mychron Bracket | Model 75024 | \$31.50 |
| 7/8" Mychron Bracket | Model 75025 | \$31.50 |
| 3/4" Sendec Bracket | Model 95910 | \$29.50 |
| 7/8" Sendec Bracket | Model 95915 | \$29.50 |

Exhaust Clamps



Deco



Honda

- Fits 3/4" to 7/8" Tubing
- Clamps On Nerf Bar
- CNC Billet Aluminum

| | | |
|---------------------|-------------|---------|
| Deco Exhaust Clamp | Model 75020 | \$38.25 |
| Honda Exhaust Clamp | Model 75021 | \$52.50 |

Engine Plates



Tapered Plate



Standard Flat Plate

Hardware Included



Tapered Plate Model 75055 \$105.00

| | | |
|-----------------|-------------|---------|
| 1/4" Std. Plate | Model 75050 | \$54.00 |
| 1/2" Std. Plate | Model 75052 | \$61.50 |

HONDA Linkage Kit



| | | |
|--------------------|-------------|---------|
| Honda Linkage | Model 75010 | \$96.75 |
| Slotted Cable Adj. | Model 75003 | \$2.50 |
| Throttle Rod | Model 75004 | \$8.50 |
| Throttle Stop | Model 75007 | \$10.00 |
| Honda Cable | Model 75005 | \$6.75 |
| Deco Cable | Model 75006 | \$10.00 |

Steering Wheel Quick Disconnect



| | | |
|--------------|-------------|---------|
| Complete Kit | Model 75070 | \$59.50 |
| Spline Only | Model 75069 | \$25.00 |

Engine Starter Pull Strap



8ft Pull Strap Model 75400 \$19.50

Chassis Alignment Bars



| | | |
|---------------------|-------------|----------|
| Front Alignment Bar | Model 75105 | \$140.00 |
| Rear Alignment Bar | Model 75110 | \$140.00 |

Steering Shaft Mount

Adjustable



Steering Shaft Mount Model 75060 \$28.50

Quarter Midget Axle Shafts



- 36" Long
- 6061 T6 Aluminum
- Centerless Ground
- Keyed for Component Location

| | | |
|------------------------|-------------|----------|
| Standard Aluminum Axle | Model 75134 | \$98.50 |
| Snap Ringed Axle | Model 75135 | \$125.00 |

Fits Bullrider, Stanley & Early Nervo

Drivetrain

| Engine Sprockets | |
|------------------|--------|
| Size | Part # |
| 18 Tooth | 75218 |
| 19 Tooth | 75219 |
| 20 Tooth | 75220 |
| 21 Tooth | 75221 |
| 22 Tooth | 75222 |
| 23 Tooth | 75223 |
| 24 Tooth | 75224 |
| 25 Tooth | 75225 |
| 26 Tooth | 75226 |
| 27 Tooth | 75227 |
| 28 Tooth | 75228 |
| 29 Tooth | 75229 |
| 30 Tooth | 75230 |
| 31 Tooth | 75231 |
| 32 Tooth | 75232 |
| 33 Tooth | 75233 |
| 34 Tooth | 75234 |
| 35 Tooth | 75235 |
| 36 Tooth | 75236 |
| 37 Tooth | 75237 |
| 38 Tooth | 75238 |
| 39 Tooth | 75239 |
| 40 Tooth | 75240 |
| 41 Tooth | 75241 |
| 42 Tooth | 75242 |

Sprockets



Engine & Axle Sprockets
\$28.00

- Special Tooth Design for Easy Pick & Release
- CNC Machined for Accuracy
- Heat Treated Aluminum
- Fits all Popular Hubs
- Light Weight
- Fits #40 Chain



| Axle Sprockets | |
|----------------|--------|
| Size | Part # |
| 23 Tooth | 75323 |
| 24 Tooth | 75324 |
| 25 Tooth | 75325 |
| 26 Tooth | 75326 |
| 27 Tooth | 75327 |
| 28 Tooth | 75328 |
| 29 Tooth | 75329 |
| 30 Tooth | 75330 |
| 31 Tooth | 75331 |
| 32 Tooth | 75332 |
| 33 Tooth | 75333 |
| 34 Tooth | 75334 |



Quick Change Engine Sprockets

- Designed to Fit All Triangle Quick Change Engine Hubs
- Engineered to Lightest Possible Weight

\$29.00

| Quick Change Engine Sprockets | |
|-------------------------------|--------|
| Size | Part # |
| 30 Tooth | 75430 |
| 31 Tooth | 75431 |
| 32 Tooth | 75432 |
| 33 Tooth | 75433 |
| 34 Tooth | 75434 |
| 35 Tooth | 75435 |
| 36 Tooth | 75436 |
| 37 Tooth | 75437 |
| 38 Tooth | 75438 |
| 39 Tooth | 75439 |
| 40 Tooth | 75440 |
| 41 Tooth | 75441 |
| 42 Tooth | 75442 |

Chassis Dyno

Small car Chassis Dyno is designed for up to 20 hp. testing of go-karts, quarter midgets, Mini Cup and Bandolero cars. The portable design makes race track set-up and use a breeze. Troubleshoot your issues without burning up limited practice time. Car can be set-up and performing dyno tests in minutes.

- 20 HP Max at 3600 RPM roller speed
- Large Diameter Pressure / Torque Gauge
- Fine Resolution Load Valve
- Quick Reference HP / Torque Charts
- High Grip Aluminum Knurled Rollers
- Remote Throttle Control
- All Aluminum frame construction
- 5" Aluminum Rollers (1,100 lbs. max cap.)



Quarter Midget / Mini Cup / Go-Kart / Bandolero **D3 Chassis Dyno 60"** Model 99500 **\$5,750.00**



RaceScales

RaceScales Jr. 10" Pads

RaceScales

- 10" x 10" CNC Billet Aluminum Pads
- 250 Lbs. Per Pad Capacity
- 9' Heavy Duty Flexible Cables
- Lbs. or Kg Selectable
- Displays All Weights and Percentages
- Zero All Pads at Once or Individually
- 40 Hr. Battery Life (rechargeable)
- 1 Year Warranty
- 1/10th Pound Resolution



Applications

- Go-Kart
- Quarter Midget
- Mini Cup
- TQ/Micro
- Formula SAE
- Bandolero
- Arena Cup
- Quads

RaceScale Jr.'s are the perfect choice in weighing vehicles 1,000 pounds and under reading in 1/10th pound resolution. New Deluxe Software allows user to calculate center of gravity and store setups. Control Module operates up to 40 hours on internal battery and has instant "ON" feature with supplied power adapter. Conditioned Software updating provides stable readings with quick updates when chassis adjustments are made.

RaceScale Jr. 10" CNC Pads (with case) Model 50210 \$1,560.00

Standard RaceScales

- 15" x 15" Pads
- 1,500 lbs. Per Pad Capacity
- 18' Heavy Duty Flexible Cables
- Strongest Pads in the Industry
- Lbs. or Kg Selectable
- Displays all Weights and Percentages
- Displays all Information at Once
- Zero all Pads at Once or Individually
- 40 Hr. Battery Life (rechargeable)
- 1 Year Warranty



Displays all Information at once



The only thing economical about these scales is the price! They use many of the same high quality components as our Deluxe systems.

Standard RaceScales

Model 50250 \$1,525.00

High Capacity (2200 lb. per pad) RaceScales

Model 50250-HC \$1,675.00

Poly Storage Case

Model 53660 \$49.50

RaceScales

Deluxe RaceScales

- 1,500 lb per Wheel Capacity
- 15" x 15" Permanent Mold Platforms
- Custom Matched Load Cells
- Stainless Push-lock Connectors
- Gold Plated Contacts
- One-Touch Functions
- Selectable Display format
- Memory Storage
- Center of Gravity Calculation
- Fuel Mileage Calculation
- 18' Heavy Duty Flexible Cables
- Displays All Weights and Percentages
- Lbs. or Kg Selectable
- Zero All Pads at Once or Individually
- 40 Hr. Battery Life (rechargeable)
- Case Included
- 1 Year Warranty



An ideal system for NASCAR, SCCA, IRL, USAC and other Professional Teams who demand the best. Deluxe RaceScales were developed for the racer, by the racer, using today's leading edge technology.

Deluxe RaceScales

Model **50300**

\$1,725.00

Deluxe High Capacity (2200 lb. per pad) RaceScales

Model **50300-HC**

\$1,825.00

RaceScales

Aircraft Scales

- 15" x 15" Cast Aluminum Pads
- 1,500 Lbs. Per Pad Capacity
- Reads to 1 Lb. / 1/10% Accurate
- Displays All Weights and Percentages
- Displays All Information at Once
- Lbs. or Kg Selectable
- Zero All Pads at Once or Individually
- 40 Hr. Battery Life (rechargeable)
- Case Included
- 1 Year Warranty
- 18' Heavy Duty Flexible Cables



Deluxe Aircraft Scales include custom length cables with deluxe stainless steel connectors and software to calculate center of gravity height. Used by Experimental Aircraft builders with great success.

Aircraft Scale Set

Model **50297**

\$1,495.00

High Capacity (2200 lb. per pad)

Model **50297-HC**

\$1,605.00

Aircraft Scale Set

\$275.00

Certification Available




RaceScales

Wireless Ultimate RF Scales 15" Pads

Model 50520 **\$3,450.00**

- Permanent Mold design yields stronger parts
- Smooth Top for Easy Camber Rollout
- Built In Handles
- Full 225 Square Inch Surface Area
- Lightweight Design
- Internal Rib Design Reduces Deflection



RaceScales



15" Pads

7,000 lb Capacity (1,750 lbs / per Pad)

Wireless Ultimate RaceScales Jr. 10" Pads

The Wireless Ultimate RF 10" Scales are designed to accommodate vehicles under 1,000 pounds. The same technology used in the ULTIMATE Wireless RaceScales is utilized to deliver a high quality small car system at an affordable price.

Applications

- Go-Kart
- Quarter Midget
- Mini Cup
- TQ/Micro
- Formula SAE
- Bandolero
- Arena Cup
- Quads



Wireless Ultimate RaceScales Jr. 10" Pads Model 50220 **\$3,500.00**

Scale Accessories

Roll Back Tray

- 15" Long Roll Back Area
- Roll off/Roll on Reduces Suspension Binding
- Promotes Accurate Readings
- Works with Wired or Wireless Systems



Rollback Set Of 4 with Steel Feet **Model 52421** **\$1,050.00**

Leveling Foot

Steel Leveling Foot **Model 52426** **\$13.00**



Replacement Cables



| | | |
|---------------|--------------------|----------------|
| Economy Cable | Model 53620 | \$31.00 |
| Deluxe Cable | Model 53640 | \$59.50 |

Laser Leveling Kit



Control Box & Cable Storage Case



- Light Weight Double Wall Poly Design
- Protects Your Valuable Investment

Poly Storage Case **Model 53660** **\$49.50**



Control Box Charger / Battery



| | | |
|---------------------------------|--------------------|----------------|
| Replacement Control Box Charger | Model 53530 | \$31.00 |
| Replacement Control Box Battery | Model 53580 | \$45.50 |

- CNC Machined Targets and Swivel Laser Base
- Laser Etched Scale Won't Wear Off
- Fitted Carrying Case
- Absolute Must for Leveling Your Scales

Complete Laser Leveling Kit **Model 52500** **\$299.50**

Benefits

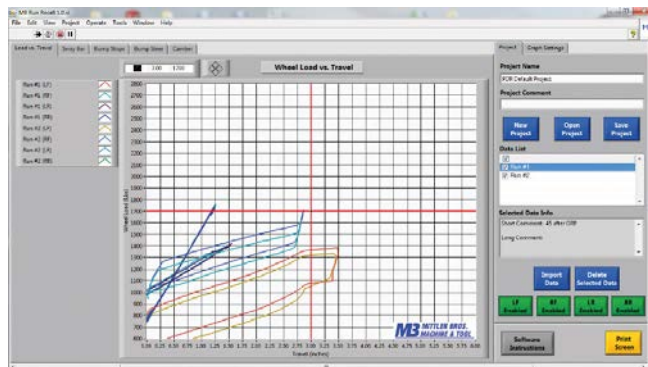

- Perform Accurate Bump Stop or Coil Bind Setups
- Align Springs to Maximize Travel
- Travel and Evaluate Chassis Over Full Motion Range
- Study Bump Steer and Camber changes over the full suspension motion range
- Evaluate corner weight effects of sway bar changes
- Help Substitute for Testing Bans and Much More

Features

- Fully Self Contained and Computer Controlled
- Laptop Included With Loaded Data Acquisition Software
- Exports Data to Excel and Pi Toolbox
- Pull the Vehicle Down or Push the Wheels Up
- Pull/Push to Distance or Wheel Load
- Extremely Rigid Frame for Minimum Deflection
- Built In Lighting Under Vehicle
- 3 Finger Scales Reading Outer, Center and Inner Loads
- Built in Heavy Duty Turn Plates
- Table Tilts for Easy Loading
- Included Installation and Basic Training
- Servo Valves

Options

- Run Recall Software
- Sway Bar Load Measurements
- Bump Stop Load Measurements
- Pi Toolbox Data Export



Optional Run Recall Software



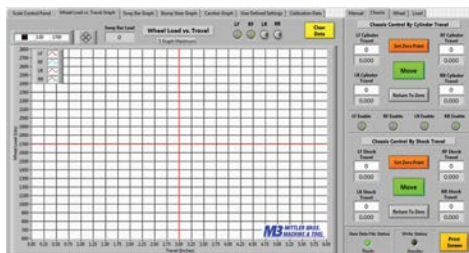
Rigid Frame Mounts



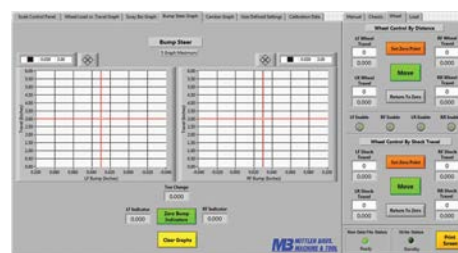
No Bind Chassis Hook Up



Shock Sensor




Wheel Load vs. Travel



Bump Steer / Camber

Ultimate Pull Down Rig

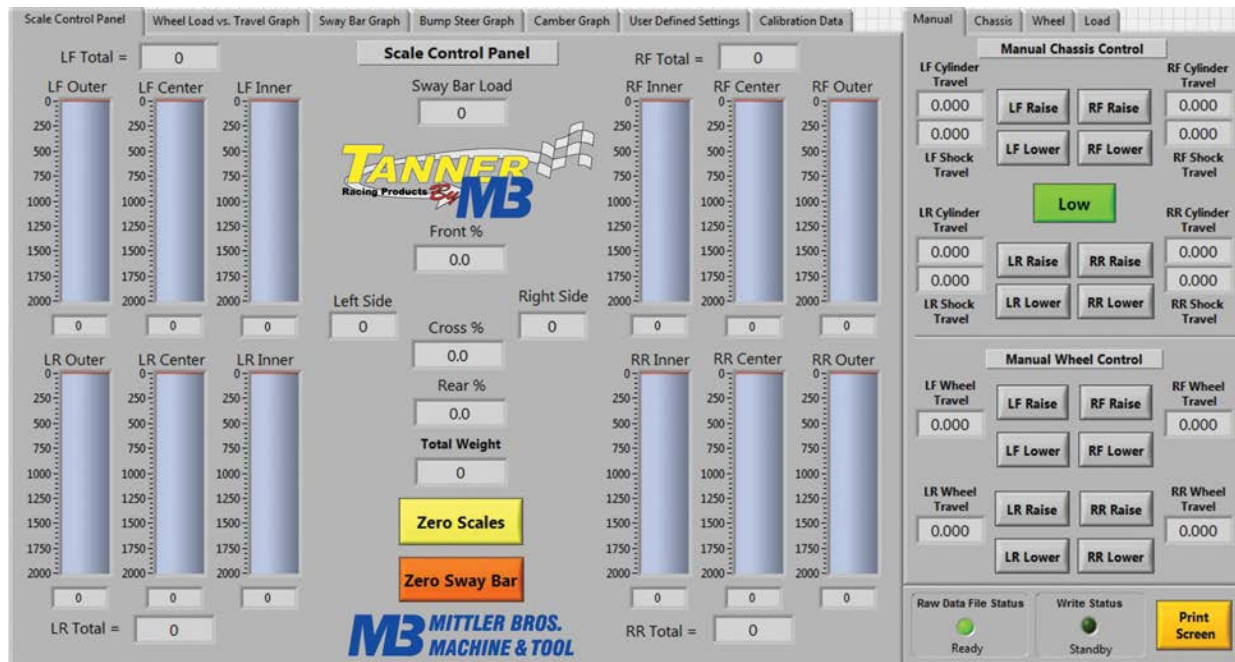
Used by Winning Race Teams from Coast to Coast



*The Standard of the Industry
with over 40 Installed Machines!*

Quality, more features than expected, and very user friendly are just a few of the comments customers share regarding their Ultimate Pull Down Rig. The Ultimate Pull Down Rig is rapidly becoming the standard for NASCAR and Short Track Teams.

See Demo at www.mittlerbros.com



All Rig Functions Controlled From The Proprietary User Interface

Deluxe Tire Gauges

| | | |
|--------|-------------|---------|
| 15 psi | Model 20115 | \$28.95 |
| 30 psi | Model 20130 | \$28.95 |
| 60 psi | Model 20160 | \$28.95 |

- 2-1/2" Face
- Quick Air Release
- Protective Bumper
- 45° Swivel Chuck
- Industry Standard For Years



Night Bright Tire Gauges

**Electroluminescent
Internal Lighting!**

The Best Gauge for Day and NIGHT!

- Easy to Read
- Quick Air Release
- Protective Bumper
- Storage Case Included
- Excellent Night Viewing
- 45° Swivel Chuck
- Large 4" Diameter Illuminated Face
- Long Lasting Internal Battery

| | | |
|--------|-------------|----------|
| 15 psi | Model 20515 | \$117.50 |
| 30 psi | Model 20530 | \$117.50 |
| 60 psi | Model 20560 | \$117.50 |



Deluxe
Pressure
Release

Momentary
On Switch

Actual Photo Taken At Night

2-1/2" Glow In The Dark

- Excellent Night Viewing
- Quick Air Release
- Face Glows for Hours
- Protective Bumper
- 45° Swivel Chuck
- 2-1/2" Diameter Easy to Read Face



| | | |
|--------|-------------|---------|
| 15 psi | Model 20315 | \$33.95 |
| 30 psi | Model 20330 | \$33.95 |
| 60 psi | Model 20360 | \$33.95 |

Monster Tire Gauges



- Large 4" Face
- Easy to Read
- Shock Proof Bumper
- Storage Case Included
- Deluxe Handle with Release

| | | |
|--------|-------------|---------|
| 15 psi | Model 20415 | \$77.25 |
| 30 psi | Model 20430 | \$77.25 |
| 60 psi | Model 20460 | \$77.25 |



Set-up Equipment

Digital Tread Depth Gauge

- High Quality Mitutoyo Gauge
- Anodized 4 Point Foot with Sight Hole
- Form Fitted Storage Case
- Zeroing Block



Model 21600
\$365.00

Stagger Roller

- Measure Tires Quickly
- Lightweight
- Easy To Store
- All Aluminum



Stagger Roller Model 22130 \$78.00

Nitro Dryer



Reduces Moisture Going Into The Tires Which Helps Avoid Pressure Build-Up

- Lightweight Design
- Rechargeable Cartridge
- Easy In-Line Hook-Up
- All Aluminum Construction

| | | |
|-----------------------|-------------|----------|
| Nitro Dryer | Model 20900 | \$395.00 |
| Recharge | Model 20906 | \$82.00 |
| Replacement Cartridge | Model 20905 | \$255.00 |

Stagger Tapes

- Lightweight & Portable
- Measure Tires Quickly
- Flexible and Easy to Read
- 10' Long




| | | |
|-------------------|-------------|---------|
| 1/4" Stagger Tape | Model 22000 | \$10.25 |
| 1/2" Stagger Tape | Model 22010 | \$9.75 |

EZ Sweep Caster Slip Plates

A unique design in Caster Slip Plates

- 15° or 20° Sweep
- No Grease or Bearings
- Roll on/off, no jack required
- PTFE Impregnated Slip Barrier
- Low Profile (3/16" Total Height)
- Ultra Durable Stainless Steel Base



15° Model 57115

20° Model 57120

\$295.00
Per Set

Turn Plates

- Great for Checking Ackermann
- Low Profile Design, 1" High
- Aluminum Construction
- Quick and Accurate
- 25° Rotation



Model 57200


\$725.00
Per Set

Set-up Equipment

Caster / Camber Gauge



57420 as Shown



- 4° to 12° Caster
- Custom Fitted Case
- 6° Positive / Negative Camber
- Use With or Without Turning Plates
- Stepped Design Keeps All Vials on Spindle CL
- Separate Pos. / Neg. Vials for Accurate Readings

| Caster / Camber Gauge | | |
|---------------------------|--------|----------|
| Description | Part # | Price |
| Gauge Only | 57400 | \$191.25 |
| Gauge & Magnetic Adapter | 57420 | \$260.00 |
| Gauge & Ford Adapter | 57430 | \$231.25 |
| Gauge & Wide 5 Adapter | 57440 | \$240.00 |
| Gauge & SCP Adapter | 57450 | \$231.25 |
| Gauge & GM Adapter | 57460 | \$231.25 |
| Gauge & Bandolero Adapter | 57470 | \$231.25 |
| Gauge & 5/8" Adapter | 57480 | \$231.25 |
| Gauge & 14mm Adapter | 57490 | \$231.25 |

Toe Plate Kit



Kit Includes Toe Plates (2) & Precision Tape Measures (2)

Toe Plate Kit Model 56200 \$75.50

Digital Camber Gauge



57300 as Shown

Check and set your Camber quickly and easily with this Digital Tool. Reads in 1/10 Degree Resolution and uses standard Caster / Camber Gauge adapters. Ships with 57320 Magnetic Adapter. Smart Tool Included. Order other Adapters, separately.

| | | |
|---|-------------|----------|
| Digital Camber Gauge w/ 57320 Adapter | Model 57300 | \$325.00 |
| Digital Camber Gauge Mount w/ 57320 Adapter | Model 57305 | \$158.00 |

(Mount & adapter only, no Smart Tool or Case) (See Smart Tool pg. 17)

Caster / Camber Adapters



| Caster / Camber Adapters | | |
|--------------------------------|--------|---------|
| Description | Part # | Price |
| Magnetic Adapter | 57320 | \$71.00 |
| Ford Adapter (3/4-16) | 57330 | \$44.00 |
| Wide 5 Adapter (1 13/16-16) | 57340 | \$56.50 |
| SCP Adapter (27/32-20) | 57350 | \$44.00 |
| GM Adapter (3/4-20) | 57360 | \$44.00 |
| Bandolero Adapter (18mm x 1.5) | 57370 | \$44.00 |
| 5/8" Adapter (5/8-18) | 57380 | \$44.00 |
| 14mm Adapter (14mm x 1.5) | 57390 | \$44.00 |

Valve Core Tools



| | | |
|------------------------------------|-------------|---------|
| 4-Way Valve Core Tool | Model 22450 | \$8.00 |
| Deluxe Valve Core Tool | Model 22460 | \$13.50 |
| Deluxe Valve Core Tool w/ 10 Cores | Model 22470 | \$16.50 |

Adjustment Tools

A-Arm Shims

Standard Shims



- Fits 6" A Arm Centers
- Kit Contains 1 Each: 1/16", 1/8", 1/4" and 3/8"
- Staggered Tabs Allow for Quick and Easy Changes
- Laser Etched Markings for Easy Size Identification

| | | |
|--------------------------|-------------|---------|
| Standard Camber Shim Kit | Model 40600 | \$36.50 |
| 1/2" Camber Shim | Model 40610 | \$13.50 |
| 3/4" Camber Shim | Model 40615 | \$15.00 |
| 1" Camber Shim | Model 40620 | \$16.00 |

Universal Shims



- Fit 5-1/2" & 6" A Arm Centers
- Kit Contains 1 Each: 1/16", 1/8", 1/4", and 3/8"

Universal Camber Shim Kit Model 40650 \$36.50

Adjustment Tools

Lowering Blocks



| | | |
|-----------------------------|----------------|---------|
| 1/2" Lowering Block | Model 40405 | \$41.60 |
| 1" Lowering Block | Model 40410 | \$43.50 |
| 1-1/2" Lowering Block | Model 40415 | \$44.25 |
| 1°, 1/2" Lowering Block | Model 40550-1 | \$60.75 |
| 1-1/2°, 1/2" Lowering Block | Model 40550-15 | \$60.75 |
| 2°, 1/2" Lowering Block | Model 40550-20 | \$60.75 |



| | | |
|-------------------|---------------|---------|
| 1" Lowering Block | Model 40430-1 | \$56.50 |
| 2" Lowering Block | Model 40430-2 | \$59.50 |

Pinion Shims



| | | |
|--------------------|-------------|---------|
| 1° Pinion Shim | Model 40510 | \$30.25 |
| 1-1/2° Pinion Shim | Model 40515 | \$30.25 |
| 2° Pinion Shim | Model 40520 | \$30.25 |



| | | |
|--------------------|-----------------|---------|
| 1/2° Pinion Shim | Model 40430-050 | \$50.75 |
| 1° Pinion Shim | Model 40430-100 | \$50.75 |
| 1-1/2° Pinion Shim | Model 40430-150 | \$50.75 |
| 2° Pinion Shim | Model 40430-200 | \$50.75 |
| 2-1/2° Pinion Shim | Model 40430-250 | \$50.75 |
| 3° Pinion Shim | Model 40430-300 | \$50.75 |
| 3-1/2° Pinion Shim | Model 40430-350 | \$50.75 |
| 4° Pinion Shim | Model 40430-400 | \$50.75 |
| 4-1/2° Pinion Shim | Model 40430-450 | \$50.75 |
| 5° Pinion Shim | Model 40430-500 | \$50.75 |

AN Wrenches

- Laser Etched
- 90° & 15° Ends
- Will not Spread Apart
- Color Anodized for Easy ID
- CNC Precision Machined

| AN Wrenches | | |
|------------------------------|--------|---------|
| Description | Part # | Price |
| -3 Single Wrench (7/16") | 62003 | \$24.50 |
| -4 Single Wrench (9/16") | 62004 | \$24.50 |
| -6 Single Wrench (11/16") | 62006 | \$33.75 |
| -8 Single Wrench (7/8") | 62008 | \$36.00 |
| -10 Single Wrench (1") | 62010 | \$37.75 |
| -12 Single Wrench (1-1/4") | 62012 | \$38.75 |
| -16 Single Wrench (1-1/2") | 62016 | \$40.00 |
| -20 Single Wrench (1-13/16") | 62020 | \$42.25 |



-3 thru -20 Wrench Set
Model 62300 \$250.00



-6 thru -16 Wrench Set
Model 62200 \$168.00



-3 thru -10 Wrench Set
Model 62100 \$139.75

AN Wrenches & Accu-Lign

Accu-lign

The Accu-Lign is a revolutionary alignment system that solves suspension access problems, eliminates roll on pads and ramp and improves alignment accuracy.

- Excellent suspension adjustment access
- High accuracy - no wheel run out errors
- Precise rolling radius/corner weight control
- Precise leveling with floor tiles or laser
- Billet aluminum, CNC milled for high accuracy
- Includes 4 wheel plates
- Available for any hub pattern, including centerlocks
- Raises vehicle approx +5" for easy access
- DIY super accurate water level using home center PVC pipe
- Specify Bolt Pattern(s) when Ordering



Complete Accu-Lign System (Starting at) \$825.00



Digital Tire Pyrometers

- Reliable Type "K" Thermocouple
- Convenient Coiled Cord
- Foam Lined Carrying Case
- 1/4 of 1% Accuracy
- Operates on 9 Volt Battery



| | | |
|--------------------------------|-------------|----------|
| Digital Pyrometer with Case | Model 21100 | \$225.00 |
| Digital Pyrometer without Case | Model 21000 | \$195.00 |



Digital Infrared Pyrometers

- Use for Tires, Headers, Interior Hot Spots or Track Temps
- Temps at the Touch of a Finger
- Ranges From 0-750° Fahrenheit
- Laser Beam for Pin Point Accuracy



Mini Infrared w/Laser

Model 21511

\$128.50

Replacement Tire Probe

- Racing Tire Probe
- Fast Updates
- Strong Tip



Replacement Probe Model 21050 \$69.00

Replacement Storage Case



Replacement Storage Case Model 53666 \$29.00

Switch Panels

All Switch Panels are anodized and laser engraved for lifetime visibility



30500



30510



30520



30631

Standard Switch Panels

Deluxe Switch Panels With Aircraft Flip Cover

| | | |
|---|-------------|----------|
| Starter Button & Ignition | Model 30500 | \$62.25 |
| Starter Button, Ign. & 1 Accs. | Model 30510 | \$72.50 |
| Starter Button, Ign. & 1 Accs. with Light | Model 30511 | \$77.00 |
| Starter Button, Ign. & 2 Accs. | Model 30520 | \$82.50 |
| Starter Button, Ign. & 2 Accs. with Light | Model 30521 | \$91.75 |
| Starter Button, Ign. & 3 Accs. | Model 30530 | \$92.50 |
| Starter Button, Ign. & 3 Accs. with Light | Model 30531 | \$106.50 |

| | | |
|---|-------------|----------|
| Starter Button & Ignition | Model 30600 | \$67.00 |
| Starter Button, Ign. & 1 Accs. | Model 30610 | \$77.25 |
| Starter Button, Ign. & 1 Accs. with Light | Model 30611 | \$81.75 |
| Starter Button, Ign. & 2 Accs. | Model 30620 | \$87.25 |
| Starter Button, Ign. & 2 Accs. with Light | Model 30621 | \$96.50 |
| Starter Button, Ign. & 3 Accs. | Model 30630 | \$97.25 |
| Starter Button, Ign. & 3 Accs. with Light | Model 30631 | \$111.25 |

Specify Color When Ordering: **RED**, **BLUE** or **BLACK**

Switches / Electrical

Aircraft Safety Cover



Safety Cover Model 33020 \$16.50

Aluminum Switch Handle Extensions



| | | |
|---------------------|-------------|---------|
| 2" Extension (pair) | Model 33060 | \$29.25 |
| 3" Extension (pair) | Model 33070 | \$30.25 |

Ignition Switch



| | | |
|--|-------------|---------|
| Ignition Switch with Weather Proof Cover | Model 33100 | \$12.00 |
| Start / Ignition Switch | Model 33130 | \$17.00 |

Weather Proof Switch Cover



Model 33040 \$4.50

Push Button Starter Switch



Model 33150 \$15.25

Switches / Electrical

Frame / Cage Gussets

- Stronger than Flat Gussets
- Fit 1-1/2" to 1-3/4" Tube
- No Trimming Required



| | | |
|----------|-------------|----------|
| 10 Pack | Model 40310 | \$27.25 |
| 25 Pack | Model 40312 | \$69.25 |
| 100 Pack | Model 40314 | \$276.75 |

Plumb Bob Kit

Inexpensive Method to Square a Race Car
Includes: Plumb Bobs (2) and 16' of String



Plumb Bob Kit
Model 56300 \$22.00

Safety Wire & Pliers



| | | |
|------------------------------|-----------|---------|
| 9" Safety Wire Pliers | MB-TP68SR | \$38.75 |
| 9" Milbar Safety Wire Pliers | MB-TP68R | \$84.00 |
| Safety Wire .020" | MB-TP67 | \$19.25 |
| Safety Wire .032" | MB-TP65 | \$19.25 |
| Safety Wire .041" | MB-TP66 | \$19.25 |



Header Wrap

Specify Color When Ordering: BLACK or NATURAL

| | | |
|---------------------------------|-------------|---------|
| 1" x 12' Roll (Natural Only) | Model 66012 | \$12.50 |
| 2" x 25' Roll | Model 66025 | \$28.50 |
| 2" x 50' Roll | Model 66050 | \$40.50 |
| 2" x 100' Roll | Model 66100 | \$74.00 |

Air Rivet Gun



Air Rivet Gun Model 62780 \$169.00

Robic Stopwatches



SC-505W Lap Memory


- Times up to 3 competitors at once, up to 450 memory recall
- Customize to use as a Start timer simultaneously or separately.
- 150 memory recall of each timer.
- Professional stopwatch with 150 memory recall for each of up to three (3) separate chronographs.
- Average, Fastest and Slowest lap time, number and speed.
- Water Resistant to 30 meters.

SC-505W Lap Memory **Model 25100 \$28.25**

SC-606W 50 Memory

- Multi-mode Stopwatch - Lap, Split, or Dual Split timing modes.
- 50 dual memory recall of previous readings in ascending or descending order.
- 1/100 second resolution up to 24 hours.
- Automatically counts up to 1000 readings.
- Multi-mode countdown timer - stop, auto-repeat or count-up modes.
- 1/10 second resolution during countdown.
- Preset time values from one second to 24 hours.
- Completion alarm at conclusion of Countdown time.
- Shows current lap and split running times.
- Water Resistant to 30 meters.


SC-606W 50 Memory **Model 25120 \$40.75**



SC-889W 180 Dual Memory

- 180 Dual Memory recall capacity and a total reading capacity of 1000 times.
- Use the memory without interrupting timing; memory is instant and complete.
- Choose the current running Lap time or Split time in lower row of the display.
- On Demand 180 Memory Recall of up to 3 timers, up to 1000 readings!
- View the memory recall in ascending (1, 2, 3...) or descending (...3, 2, 1) order
- 1/100 second up to 60 minutes; 24 hour range. Lap Counter to 999 readings.
- Displays Lap Number, Lap Speed, Lap Time and current Lap Running Time.

SC-889W 180 Dual Memory **Model 25190 \$49.00**



BG Racing



String Line Kits



Pit Boards



Tire & Pit Carts

BG Racing Road Racing Equipment

Chassis Stands



Work Stations



Digital Camber Gauges



Quick Lift Jacks



Visit MittlerBros.com for a full product list, or request a supplementary BG Racing catalog!

BG Racing



Jonathan Goolsby - @goolsbycustoms



Matthew Darby – @drdarby.tsl
Photo Credit Garrett Spicer – @gxspice



Nick Cologero – @catskill_mtn_customs



Raymond Cook - 1959 Piper PA-18 Super Cub



Tyler Kirk – @tjk_metaldesign



Sean Rose - @rose_metal_works



Dennis Jones



Scott H - @banshee_chop_shop

Mittler Brothers TEAM RECOGNITION

Our Greatest Strength over these 40 Years is our long-term Team Members. Without their Loyalty, Dedication and Skill none of these products would be possible. Thank You for All You Have Done.

| | | | |
|-------------------|----------|-----------------|----------|
| Greg Klemme | 41 Years | Jeremy Wortmann | 26 Years |
| Mike Heinrich | 37 Years | Matt Hillmann | 23 Years |
| Jim Heinrich | 34 Years | Kenny Hiatte | 22 Years |
| Bobby Smith | 33 Years | Leroy Haney | 22 Years |
| Todd Mandernach | 31 Years | Gay Hurt | 17 Years |
| Ray Sauer, Jr. | 30 Years | Mitch Fahland | 17 Years |
| Shannon Heinrich | 30 Years | Tom Smith | 14 Years |
| Mark Gust | 27 Years | Stephen Leach | 10 Years |
| Brian Springmeier | 27 Years | Sara Mittler | 10 Years |
| Dave Dodge | 26 Years | Zach Nichols | 10 Years |

*Remembering
Mike C. Mittler*

"The only thing that is constant is change."

This quote attributed to Greek philosopher Heraclitus was a favorite of Mike Mittler and he used it often to remind our team that the world around us is constantly evolving and we must adapt to these changes in order to prosper in life and business.



*Mike C. Mittler
10-6-1951 to 5-10-2019*

In May of 2019, Mike Mittler lost his battle with cancer. For 39 years, Mike was the driving force that built Mittler Bros. Machine & Tool into the world-renowned business it is today. From our humble start in February 1980 with just Mike and Paul in a 2500 sq. ft. building, we have grown to 50 dedicated team members and a 50,000 sq. ft. state of the art manufacturing facility serving customers worldwide.

Mike's business focus was always customer satisfaction and he ingrained this into everyone in the company. His competitive nature, born in his love of racing, drove his focus to not just build tools, but to build the BEST tools through innovation and hands-on testing.

The legacy of Mike Mittler does not live on in the tools and products contained in the catalog. His true legacy lives on in the people that he trained to carry on in his absence. His leadership ingrained in our everyday lives as an indelible force, leading us forward.

Thank You,

Paul Mittler
and the Mittler Bros. Team

Terms & Conditions of Sale

All orders shipped C.O.D. must be paid by money order or certified check only! If a C.O.D. delivery is refused we will require full prepayment on all future orders. Company check acceptance must be pre-approved. No C.O.D. orders will be shipped outside the continental United States. Prepayment will save you the C.O.D. fees. Prepayment can be made by money order, wire transfer, certified check, American Express, Discover, Master Card, PayPal or Visa. Payments made with a personal check, or any non-approved business check will delay your order a minimum of ten (10) working days until the check has cleared our bank.

Prices

Every effort possible will be made to hold published prices, however all prices are subject to change without notice! We cannot accept responsibility for errors in content or pricing.

Returns

No merchandise will be accepted for return without prior authorization! All returns must be in like new condition and in original packaging with a copy of the invoice. Special orders are not returnable! All return shipments must be prepaid. Shipping charges are not refundable. A 15% restocking charge will be applied to all returns. No returns accepted after 30 days of invoice date.

Special Orders

All special orders must be 100% prepaid!
All special orders are Nonreturnable and Nonrefundable!

Outside the Continental United States

All orders must be prepaid in U.S. dollars. No C.O.D. orders will be shipped outside the continental United States. Wire transfers, credit card payment or PayPal are accepted. Freight charges must be prepaid. Please call for freight charges. Any additional taxes, duty or tariff charges will be the responsibility of the purchaser. Crating fees may apply to foreign orders.

Truck Freight

All merchandise shipped by truck must be paid in full before order can be shipped. Payment by credit card or money order is preferred. Due to more costly residential delivery charges imposed by most motor freight companies, it is preferable to ship all truck freight items to a business address.

Freight Claim

Any damage must be reported to us immediately upon receipt of goods.

Warranty


All Mittler Bros. & Tanner by MB manufactured products carry a one year warranty on material and workmanship. Misuse or improper tool selection does not constitute a warranty issue. Other manufactures products sold carry the manufactures warranty.



SHOP 24/7 @ MITTLERBROS.COM



PROUDLY
MADE IN
USA



MB MITTLER BROS. MACHINE & TOOL

Shaping The World Since 1980

Beverly Shear
MANUFACTURED BY
MB MITTLER BROS.
MACHINE & TOOL

TANNER
Racing Products *By* **MB**

EG *Racing*
MOTORSPORT EQUIPMENT

MAILING ADDRESS

P.O. BOX 110
Foristell, Missouri 63348-0110

PHONE

1-800-467-2464
636-745-7757

SHIPPING ADDRESS

10 Cooperative Way
Wright City, Missouri 63390-4000

E-MAIL & FAX

sales@mittlerbros.com
636-745-2874